

SmartKom

The rotor-killer solution

R E A D J U S T R E A D J U S T A U T O S C A N



Compact high technology preamplifier
 that filters, combines, amplifies and balances up to 3 TV antenna signals
by just pressing one button.

IDEAL FOR TV-DISTRIBUTION INSTALLATIONS IN FAMILY HOUSES



All in one



Plug & Play



Single coax-cable
solution



LTE/5G
phone rejection



ASuite App
configuration



What is SmartKom?

SmartKom brings together **amplification, signal balancing, filtering, and combining** up to 3 antennas, all in one compact, high tech device. It is the ideal alternative to antenna rotors for home installations, as it **combines up to 3 TV antennas** to bring in stations from different transmit sites, whether all from your area or from nearby markets, without moving or re-aiming an antenna.

SmartKom individually filters and adjusts each channel received from each antenna using any of the 32 available programmable filters. Easy to use with an **autoprogramming function** that gives the device the ability to program and adjust itself for the best signal output, simply by pressing a button.

Why SmartKom?

"All-in-one" device: it combines several functions needed in an installation including filters, combiners, and amplifiers, supplying a complete signal distribution **on a single coaxial cable.**

Plug&Play: the amplifier automatically programs the signals from the 3 inputs and optimally adjusts all channels from each antenna simply by pressing the autoprogramming button.

Automatic gain regulation of the signals (AGC) and wide **dynamic range** in each filter adjusts all carriers to the same power.

Discover the **SmartKom** outstanding performance against other preamps!

Great signal quality: its digital processing minimizes severe signal loss, co-channel interference, as well as multipath and phasing interference common with conventional splitters/combiners.

Compatible with existing **HDTV signals** and UHD 4K stations (**NextGen TV / ATSC 3.0**)

Undesired out of band and **cell phone LTE/5G signals are filtered** to avoid interference.

Wireless **manual programming** (via Bluetooth) is also available for a more personalized configuration. Use a smartphone or tablet with the **ASuite app** to avoid having to go to the mast.

Moreover

Static installation: SmartKom does not require moving mechanical parts that are prone to failure.

Secure configuration: in case of loss of power, SmartKom saves the current configuration, avoiding the need to configure it again.

Remote powering, through the coaxial cable.

High shielding chassis, made of Zamak.

Weather resistant: the device is housed inside a **sturdy weather resistant case.**

LED indicators displaying both adjustment and programming status.

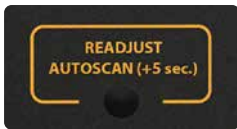
REF.	DESCRIPTION	EAN13
531981	SmartKom: Intelligent Preamplifier with Autoprogramming 3i/1o "F": 3xVHF/UHF[dc] G 45dB Vo 25dBmV + Domestic Power Supply Unit 1i/1o "F" 12V-750mA w/Bluetooth (110Vac)	8424450272909

Configure your SmartKom amplifier in the easiest way: Both automatic and manual configuration is available!

Automatic configuration

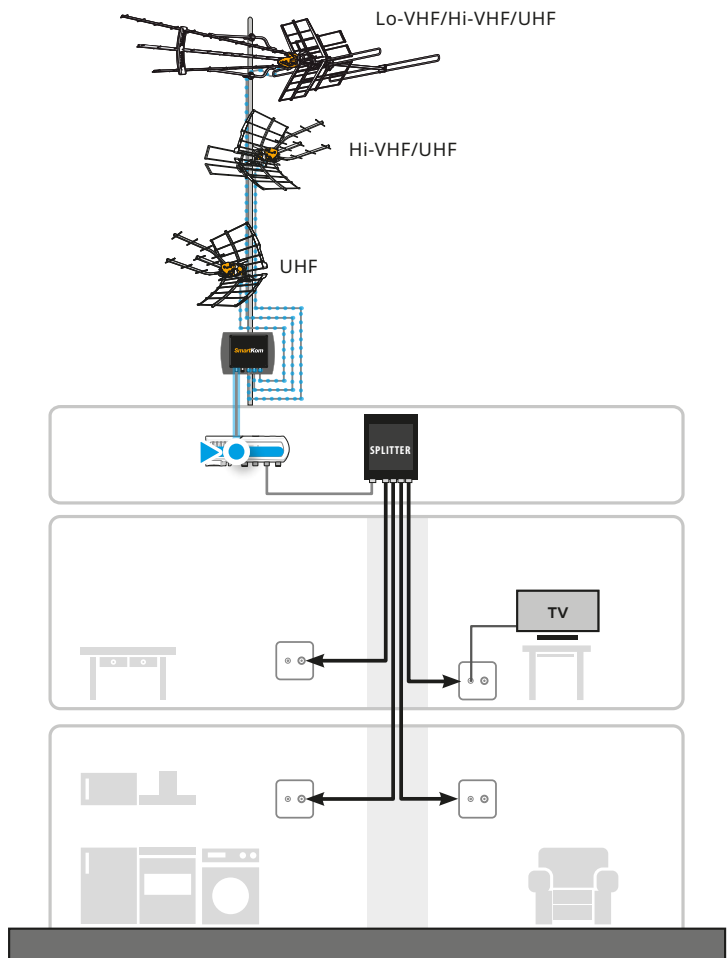


The autoprogramming function included in SmartKom provides the ability to program and adjust itself. Once the corresponding button is pressed, SmartKom searches for RF channels, selects the best ones, and balances the signal level between them.



During the process, SmartKom powers the installed intelligent antennas when it detects that the signal requires it.

The included power supply is installed indoors and provides the necessary power to the SmartKom and any preamps in the antennas. In addition, it includes the autoprogramming button.




Watch how the SmartKom automatic configuration works!

Manual configuration

For those wanting a more personalized signal configuration, manual configuration of the device is available with the ASuite application via a Bluetooth connection, from a smartphone or tablet. In ASuite, the filters can be programmed with the desired RF channels and their levels, from each input, as well as controlling if DC power goes to each antenna.

The Bluetooth connection is made with the SmartKom's power supply, installed inside the house, providing for easier connection without having to go outside.



CONFIGURE YOUR SMARTKOM IN AN EASY AND INTUITIVE WAY

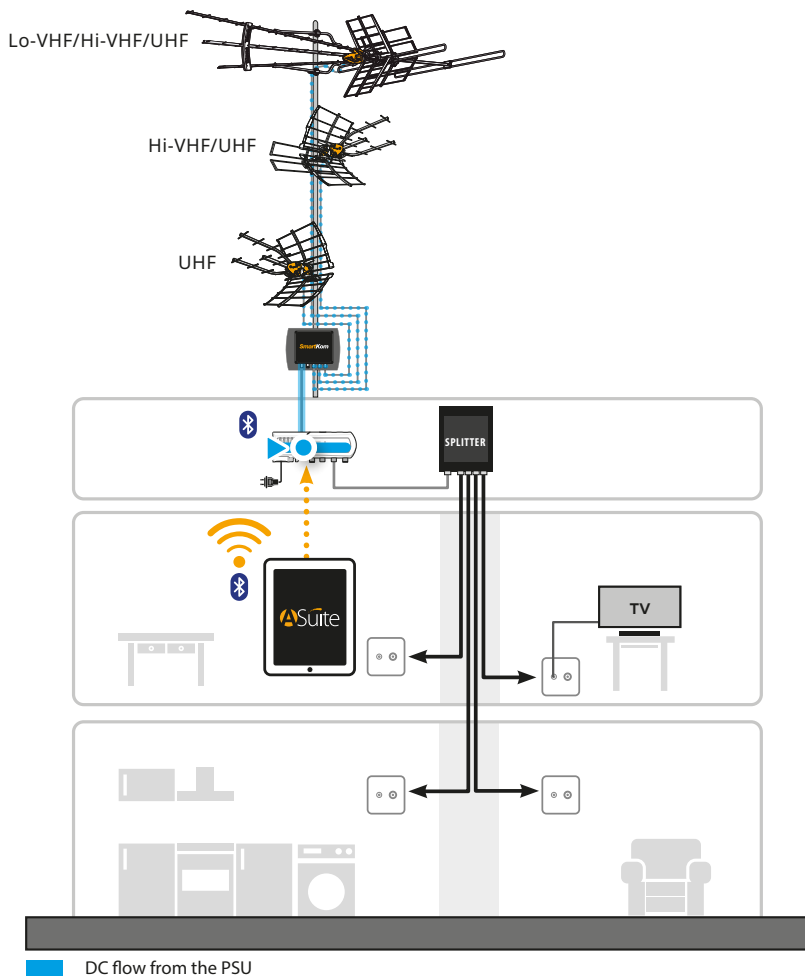
ASuite is the application that configures the SmartKom quickly and simply, and is available for smartphones and tablets.

In a few steps, it is possible to:

- Activate the antennas powering.
- Program the filters and adjust the levels.
- Fine tune for a greater precision.

 asuite.televes.com

Available free of charge for Android and iOS devices.



Watch how to program SmartKom using ASuite!