



K20 Compact Headend DVBS2 - DVBC, 8 to 16 MUX

The perfect balance between simplicity and efficiency

Ready to work compact headend that generates QAM multiplex from the services available in TV SAT transponders (DVB-S/S2/S2X). Stand alone solution for transparent transmodulation of any transponder from any of the 4 satellite polarities, and just a electrical plug (PSU included).

It is possible to combine two K20 headends to achieve a greater number of output multiplex. Both devices will be connected in loop mode (cascade), and it can be possible to manage the configuration of the whole solution with one of the K20 units set in master mode.

The headend allows its configuration through a Web interface via Ethernet or WiFi (accessory ref. 216802 required).

Ref.	570102
Logical ref.	K20-12
EAN13	8424450212721

Other features

Number of transponders	12TP
------------------------	------

Physical data

Net weight	3,521.00 g
------------	------------

Packaging info

Box 1 pcs.

Gross weight 3,521.00 g

Width 298.00 mm

Height 202.00 mm

Depth 76.00 mm

Main product weight 3,521.00 g

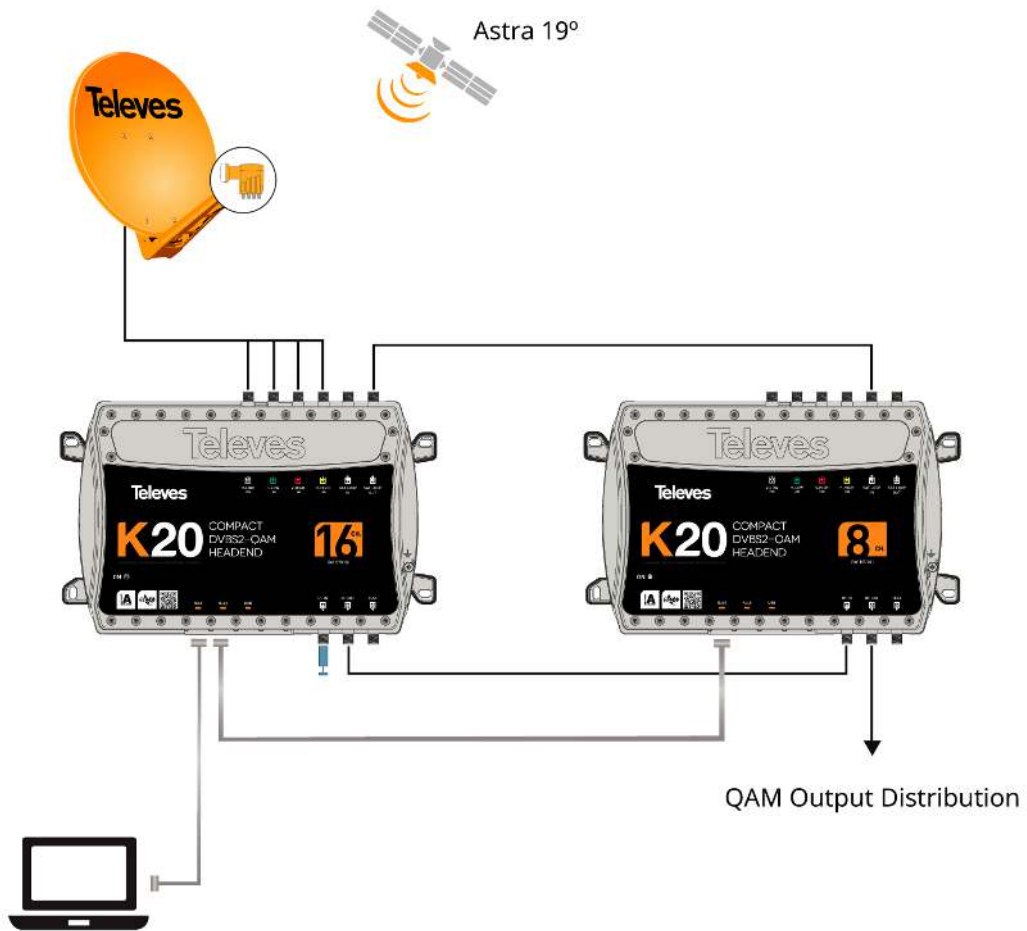
Highlights

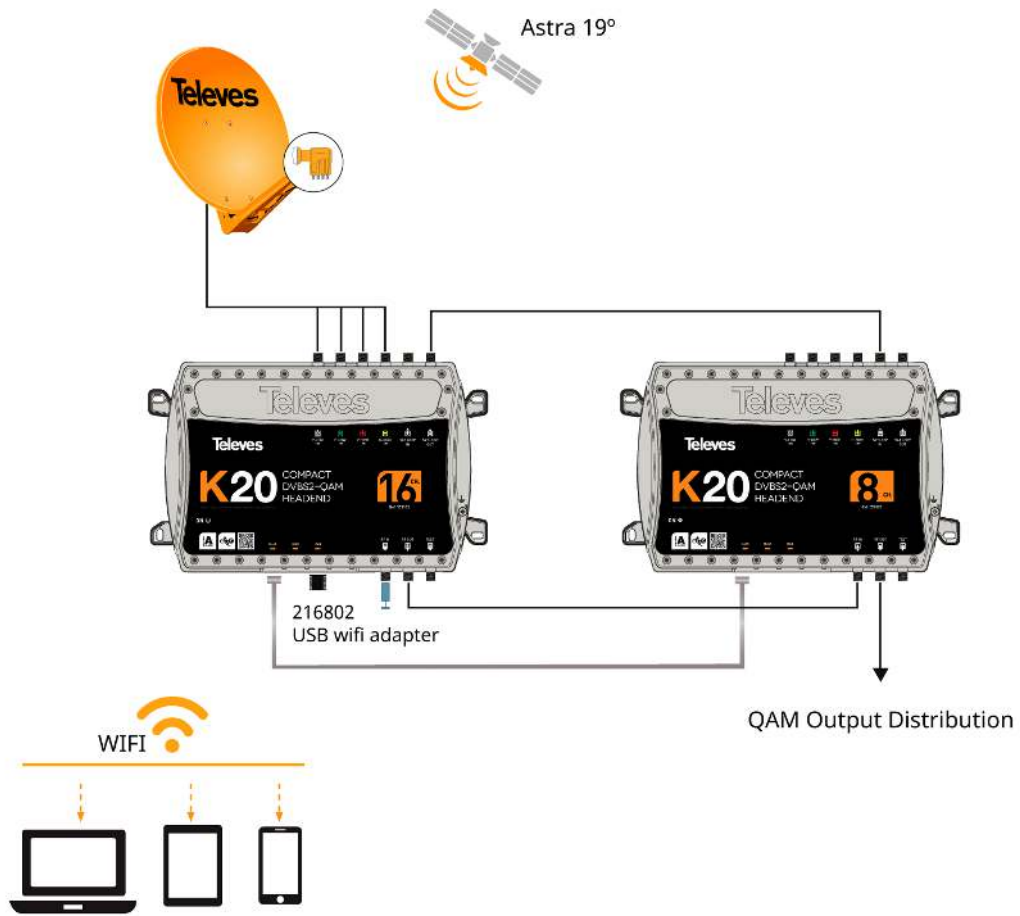
- Easy-to-install solution (Plug & Play): less cables and shorter installation time
- Pre-settings autoconfiguration: the user selects which preloaded configuration wants and the module configures itself
- User web interface: Access to the headend configuration through Ethernet connection or a self-created WiFi network. The interface is perfectly adapted to any device: PC, smartphone or tablet
- Cloning function to replicate configurations between different installations
- Flexible number of input transponders: combination of two K20 units to obtain more transponders (up to 32). In this case, one of the modules will be the master and the other the slave
- Good thermal management thanks to its built-in heat sink and fans

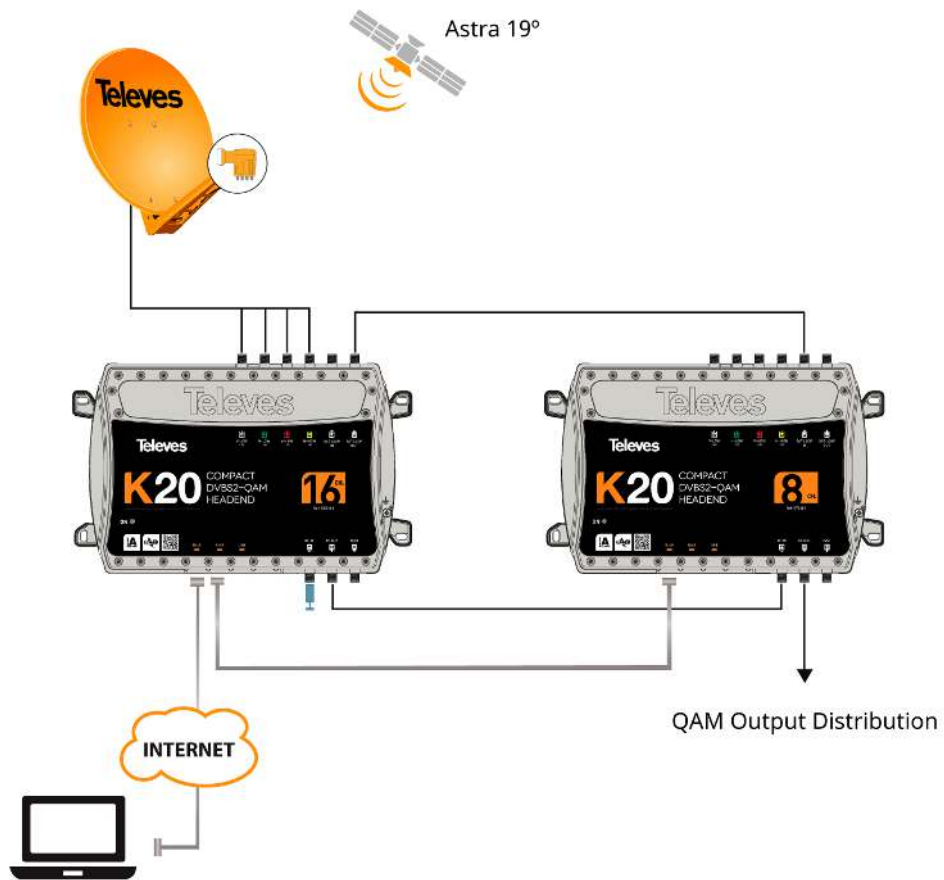
Main features

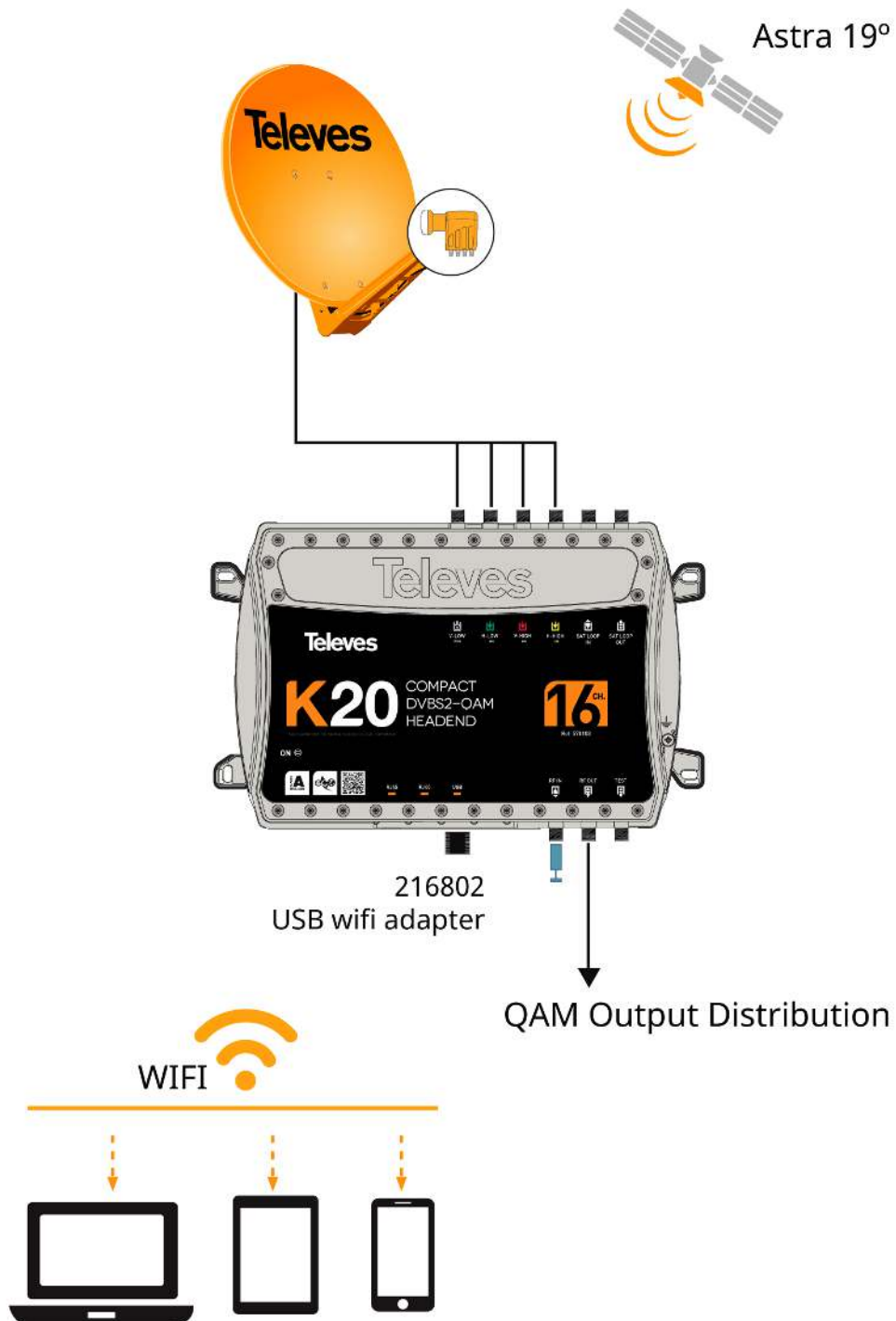
- SID filtering allows the removal of undesired services inside a multiplex (enhanced occupation use)
- Compact design: 273x203x57 mm
- Zamak chassis provides high screening effect
- Great robustness

Application example



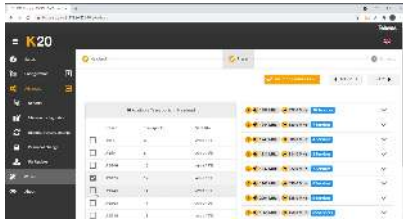






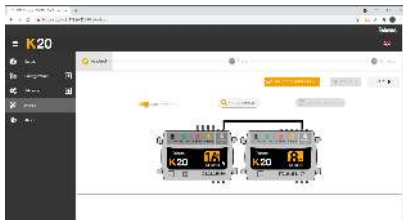
Functionalities

Using preloaded configurations



These headends incorporate default preloaded configurations in the system depending on the number of transponders in the module. Simply select the desired configuration for the installation and apply it.

Wizard mode for guided configuration



The interface includes a “Wizard” mode to configure a unit or the joint configuration of two loop mode units. It offers a guided step-by-step configuration to ensure successful configuration, with led indication of the unit, selection of the desired preload configuration, and a summary of the applied configuration.

Ethernet network configuration



Each unit has two Ethernet RJ45 connectors, one for network connection and the other one for loop mode link between units. Thanks to the interface it is possible to configure input parameters of the network connection: IP address, subnet mask, and default port link, as well as the DHCP client mode.

Cloning of headends configurations



The web interface allows to export/import files for duplicating units configurations, to use them in another installations. This function helps to reduce time in typical installations, due of having previously a configured file. The exportation of these files also allows to have a headend configuration backup.

Status system window



Secure configuration with password



Protect the headend from unauthorized profiles by assigning a password to access the configuration edition. In addition, for those cases where there is more than one unit, both master and slave devices must have the same password.