



## Urban Alameda Luminarie E-Series 24LED 39W

Luminaires with a fresh style to enhance lighting in the heart of cities

Decorative urban luminaire made of die-cast aluminium. The Urban Alameda series has a compact design with smooth geometric lines, which integrates harmoniously with the environment, making it perfect for urban and residential spaces. The contemporary and elegant style of the Urban Alameda luminaire adapts to a multitude of applications in outdoor areas. Its design centred on its v-shaped arms is perfect for environments that require homogeneous ambient lighting, such as parks and gardens, always respecting the quality of the night sky, avoiding the emission of luminous flux towards the upper hemisphere of the luminaire.

It stands out for its easy installation and maintenance without the need of tools. In addition, its high-quality tempered glass protector favours visual comfort and reduces glare.

The E series offers the possibility of including a customized and pre-programmed dimming profile, with several levels and up to 5 steps (available in the references with dimming). This makes possible to regulate the luminous intensity and the power emitted in certain time slots, adapting the operation of the lighting according to the user's habits. With flexible lighting, adapted to each situation, maximum levels of efficiency can be achieved.

---

Ref.	63171301
EAN13	8424450307106

---

## Other features

---

Number of LEDs	24
Lighting control	Dimmable
Power	39.00 W

---

## Packaging info

---

Box	1
-----	---

---

## Physical data

---

Net weight	8,500.00 g
Gross weight	10,200.00 g
Width	516.00 mm
Height	192.00 mm
Depth	617.00 mm

---

## Highlights

---

- **Design and quality:** die-cast aluminium body with high quality tempered glass closure and compact and stylish design with geometric lines
- **100% electrical safety:** Class II with no need for grounding and SELV certified
- **Quick and tool-free maintenance:** with electrical disconnection on opening
- **Energy saving:** long maintenance-free service life, which increases savings compared to other technologies, achieving savings of up to 80%
- **Supports the quality of the night sky:** in accordance with the IAC (Instituto de Astrofísica de Canarias) requirements, the luminaire is suitable for areas of special protection against light pollution (flux emission to the upper hemisphere < 0.1%)
- **Quality guarantee:** technology designed and manufactured in our state-of-the-art facilities, in collaboration with national and local providers, ensuring total control, with accurate traceability and rigorous verification of all processes

## Discover

---

Our ranges of luminaires encompass a wide range of powers and number of LEDs, in addition to being customizable in the types of lighting control, colour temperatures, optics and their light distribution, and finishes. **A product can be configured according to these parameters, and ordered by its numerical or logical reference**, as follows:

## Selecting the luminaire by the numerical reference:

This is a numerical code made up of 14 digits:

- The first 6 digits represent a code that depends on the Series of the luminaire, the number of LEDs and the power
- The next 8 digits allow you to choose the configurable parameters of the luminaire: lighting control, colour temperature, type of optics and finish

Series		Dimming		Colour Temperature		Optics		Finish	
<b>631703</b>	<i>Urban Alameda E 24LED 53W</i>	<b>00</b>	<i>No Dimming</i>	<b>18</b>	<i>PC Amber</i>	<b>02</b>	<i>SP</i>	<b>02</b>	<i>Black</i>
<b>631713</b>	<i>Urban Alameda E 24LED 39W</i>	<b>01</b>	<i>Dimming</i>	<b>22</b>	<i>2200K</i>	<b>11</b>	<i>D90</i>	<b>xx</b>	<i>Custom</i>
				<b>27</b>	<i>2700K</i>	<b>17</b>	<i>T2-C90</i>		
				<b>30</b>	<i>3000K</i>	<b>18</b>	<i>T3-B90</i>		
				<b>40</b>	<i>4000K</i>				

## Selecting the luminaire by logical reference:

This is an alphanumeric code composed of an unlimited number of characters, describing the luminaire's characteristics using logical abbreviations, to facilitate its interpretation. It is divided into 2 groups of characters, separated by a hyphen:

- The first group specifies: the luminaire series, the number of LEDs, the colour temperature, and the lighting control
- The second group specifies: the type of optics, the finish and the power

An example of a logical reference: UA2418D-D90BL53

- **UA** – *Urban Alameda*
- **24** – *24 LEDs*
- **18** – *Colour Temperature: PC Amber*

- **D** – Dimming included
- **D90** – D90 Optics
- **BL** – Black colour
- **53** – 53W Power

Range & LED number		Colour Temperature		Dimming		Optics	Finish		Power	
<b>UA24</b>	<i>Urban Alameda E 24LED</i>	<b>18</b>	<i>PC Amber</i>	(∅)	<i>No Dimming</i>	<b>SP</b>	<b>BL</b>	<i>Negro</i>	<b>53</b>	<i>53W</i>
		<b>22</b>	<i>2200K</i>	<b>D</b>	<i>Dimming</i>	<b>D90</b>	<b>xx</b>	<i>Custom</i>	<b>39</b>	<i>39W</i>
		<b>27</b>	<i>2700K</i>			<b>T2-C90</b>				
		<b>30</b>	<i>3000K</i>			<b>T3-B90</b>				
		<b>40</b>	<i>4000K</i>							

## Graphic documentation

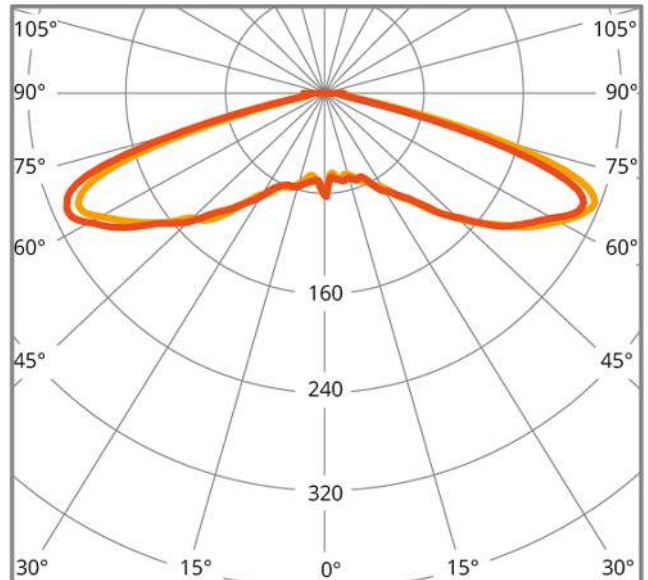
---

## D90



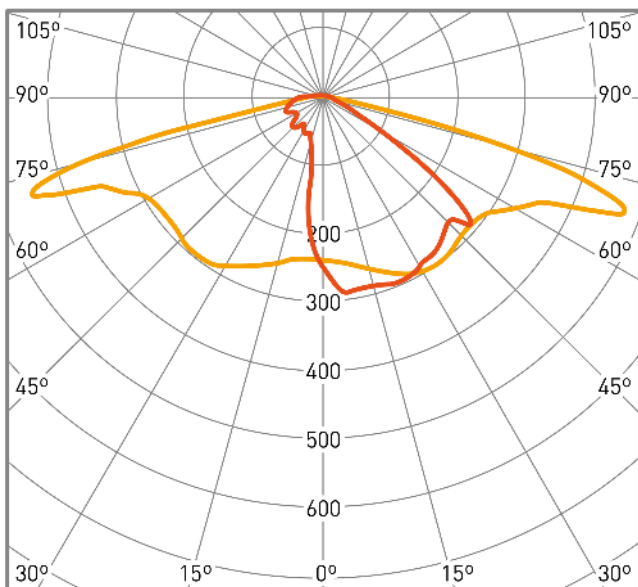
cd/klm    ■ C0 - C180    ■ C90 - C270     $\eta = 100\%$   
Light distribution curve

## SP



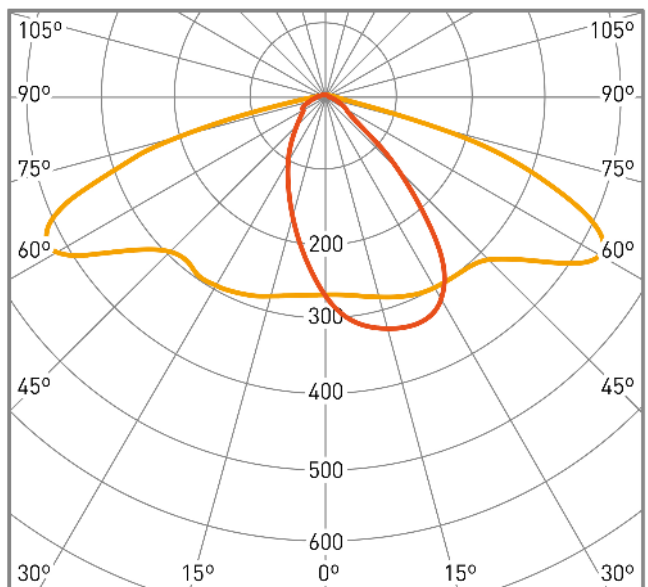
cd/klm    ■ C0 - C180    ■ C90 - C270     $\eta = 96\%$   
Light distribution curve

## T3B-90



cd/klm    ■ C0 - C180    ■ C90 - C270     $\eta = 95\%$   
Light distribution curve

## T2C-90



cd/klm    ■ C0 - C180    ■ C90 - C270     $\eta = 89\%$   
Light distribution curve

## Features

---

### Fresh, rust-free design that lasts over time



The Urban Alameda luminaire consists of a circular die-cast aluminium body with a modern and stylish design that blends perfectly into urban and residential environments.

Its high quality tempered glass enclosure improves visual comfort and reduces glare, providing the appropriate amount of light for each situation.

On the other hand, the quality is shown in the luminaire's high durability. Thanks to the 6063 T5 aluminium heatsink, which ensures excellent thermal management of the LED modules, the luminaire's service life is extended and efficiency is improved.

### Quick and tool-free maintenance



The Urban Alameda series features an optimised design to allow any maintenance task to be carried out quickly and without the need of tools. The casing includes a locking system to fix the cover of the luminaire, making easier the replacement on site of its components. In addition, its light weight makes it easy to handle during installation and manipulation of the luminaire.

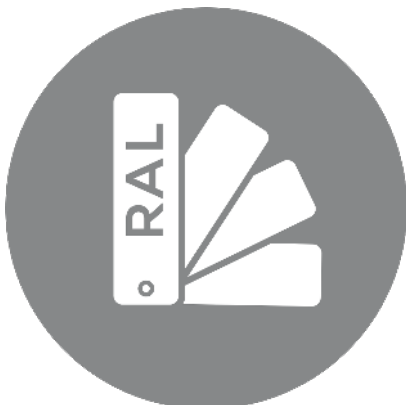
### Maximum security



The Urban Alameda luminaire has the highest levels of electrical protection: its Class II guarantees safety without the need for grounding thanks to the double isolation of the components. Furthermore, the SELV certificate provides an output voltage of less than 60V, minimising the risk of electrocution in the case of system failure. In addition, its driver, optical group and IP67 connections offer integral protection to all optical and electronic elements against water and dust ingress, eliminating any effect caused by external agents.

In addition, Urban Alameda includes an automatic disconnection system, which shuts off the electric current when the luminaire is opened. This avoids the risk of electrocution when manipulating the luminaire.

## A world of possibilities




Each situation requires specific lighting features, that's why our luminaires offer multiple alternatives to meet the needs of each context:

- A wide selection of highly homogeneous colour temperatures (SDCM<3): PC Amber, 2,200, 2,700, 3,000 and 4,000°K
- 4 different types of optics are available to achieve lighting adapted to any environment: SP, D90, T3-B90 and T2-C90
- Variety of finishes in any colour of the RAL range
- CRI>70 and available on request CRI>0 and CRI>90

And if you don't find what you are looking for, we have even more options available on request. We are pleased to study your project in a tailored, non-binding way. Contact us, and we will help you choose the perfect lighting.

## Control and connectivity



E series incorporates drivers with 1-10V communication protocol, allowing luminous flux regulation between 1 and 100% by varying the voltage of the input signal from 1 to 10V.

E series luminaires include options with a pre-programmed dimming profile, with several levels and up to 5 steps (in the references with dimming), to adjust the luminous intensity and the emitted power at certain times, adapting the operation of the luminaire to the users' habits.

## Televes quality guarantee



Our cutting-edge facilities are equipped with all the means to guarantee a quality and reliable luminaire, highlighting precise traceability and rigorous verification of all processes. This is possible thanks to an advanced methodology of product design under simulation and in-house manufacturing on robotised lines, in collaboration with national and local providers.

## Mounting details

---

Tool-free top opening for access to electronics and LED module. Electrical disconnection on opening to minimise the risk of electrocution.

It's quick and easy to assemble using the V-shaped arms.

It is adaptable to poles and columns from Ø 42 to 60 mm, adapters are available for other tube diameters.





## Technical specifications : Ref. 63171301

Number of leds						24
Power	W					39
Pre-programmed dimming						Yes
Control interface						1-10V
Optic type options		SP	D90	T2C90	T3B90	
Lens type		PC lens	PMMA lens	PMMA lens	PMMA lens	
Color temperature options		2200K	2700K	3000K	4000K	PC Amber
Luminous flux	lm	4095	4485	4680	4992	1638
Lighting efficiency	lm/W	105	115	120	128	42
LED current	mA	250	250	250	250	500
Duration	h					100000
Working life						L90B10
Constant light output (CLO)						No
Standard Deviation Colour Matching (SDCM)						< 3
Color rendering index (CRI)						70
CE Mark						Yes
ENEC Certificate						No
Protection Class IEC						Class II
EU RoHS Compliant						Yes
IK Rating (light module)						8
IK Rating (whole luminaire)						8
IP Rating (light module)						66
IP Rating (whole luminaire)						66
Colour						Black
Material						Aluminium
Fixation Material						Aluminium
Mast diameter Max	mm					80
Mast diameter Min	mm					42
Mounting method						Post top
Surface protection						Powder coating
Surface facing the wind	m <sup>2</sup>					0.211
Number of LED modules						2
Minimum power factor						0.9500
Lighting source type						LED
Replaceable light source						Yes
Cable						Yes
Power consumption tolerance	%					5
Lighting flux tolerance	%					8
Electric connection						3-pole waterproof connector
Inrush current	A					54
Input voltage Max	Vac					240
Input voltage Min	Vac					220
Mains frequency						50 Hz
Max. Operating temperature	°C					40
Min. Operating temperature	°C					-35