



## Urban Alameda Luminarie E4-Series 24LED 60W

Luminaires with a fresh style to enhance lighting in the heart of cities

Decorative urban luminaire made of die-cast aluminium. The Urban Alameda series has a compact design with smooth geometric lines, which integrates harmoniously with the environment, making it perfect for urban and residential spaces. The contemporary and elegant style of the Urban Alameda luminaire adapts to a multitude of applications in outdoor areas. Its design centred on its v-shaped arms is perfect for environments that require homogeneous ambient lighting, such as parks and gardens, always respecting the quality of the night sky, avoiding the emission of luminous flux towards the upper hemisphere of the luminaire.

It stands out for its easy installation and maintenance without the need of tools. In addition, its high-quality tempered glass protector favours visual comfort and reduces glare.

The E4 series offers the possibility of including a customized and pre-programmed dimming profile, with several levels and up to 5 steps (available in all the references of the series). This makes possible to regulate the luminous intensity and the power emitted in certain time slots, adapting the operation of the lighting according to the user's habits.

Additionally, the E4 series allows DALI2 dimming options, CLO (Constant Lumen Output) and communication via NFC, expanding the possibilities of adaptation to different contexts. With flexible

lighting, adapted to each situation, maximum levels of efficiency can be achieved.

---

Ref.	66170300
EAN13	8424450307229

---

## Other features

---

Number of LEDs	24
Lighting control	Programmable
Power	60.00 W

---

## Packaging info

---

Box	1 pcs.
-----	--------

---

## Physical data

---

Net weight	8,300.00 g
Gross weight	10,000.00 g
Width	550.00 mm
Height	510.00 mm
Depth	550.00 mm
Main product weight	8,300.00 g

---

## Highlights

---

- **Design and quality:** die-cast aluminium body with high quality tempered glass closure and compact and stylish design with geometric lines
- **100% electrical safety:** Class II with no need for grounding and SELV certified
- **Quick and tool-free maintenance:** with electrical disconnection on opening
- **Energy saving:** long maintenance-free service life, which increases savings compared to other technologies, achieving savings of up to 80%
- **Supports the quality of the night sky:** in accordance with the IAC (Instituto de Astrofísica de Canarias) requirements, the luminaire is suitable for areas of special protection against light pollution (flux emission to the upper hemisphere < 0.1%)
- **Quality guarantee:** technology designed and manufactured in our state-of-the-art facilities, in collaboration with national and local providers, ensuring total control, with accurate traceability

and rigorous verification of all processes

## Discover

Our ranges of luminaires encompass a wide range of powers and number of LEDs, in addition to being customizable in the types of lighting control, colour temperatures, optics and their light distribution, and finishes. **A product can be configured according to these parameters, and ordered by its numerical or logical reference**, as follows:

### Selecting the luminaire by the numerical reference:

This is a numerical code made up of 14 digits:

- The first 6 digits represent a code that depends on the Series of the luminaire, the number of LEDs and the power
- The next 8 digits allow you to choose the configurable parameters of the luminaire: lighting control, colour temperature, type of optics and finish

Series		Dimming		Colour Temperature		Optics		Finish	
<b>631703</b>	<i>Urban Alameda E 24LED 53W</i>	<b>00</b>	<i>No Dimming</i>	<b>18</b>	<i>PC Amber</i>	<b>02</b>	<i>SP</i>	<b>02</b>	<i>Black</i>
<b>631713</b>	<i>Urban Alameda E 24LED 39W</i>	<b>01</b>	<i>Dimming</i>	<b>22</b>	<i>2200K</i>	<b>11</b>	<i>D90</i>	<b>xx</b>	<i>Custom</i>
				<b>27</b>	<i>2700K</i>	<b>17</b>	<i>T2-C90</i>		
				<b>30</b>	<i>3000K</i>	<b>18</b>	<i>T3-B90</i>		
				<b>40</b>	<i>4000K</i>				

### Selecting the luminaire by logical reference:

This is an alphanumeric code composed of an unlimited number of characters, describing the luminaire's characteristics using logical abbreviations, to facilitate its interpretation. It is divided into 2 groups of characters, separated by a hyphen:

- The first group specifies: the luminaire series, the number of LEDs, the colour temperature, and the lighting control
- The second group specifies: the type of optics, the finish and the power

An example of a logical reference: UA2418D-D90BL53

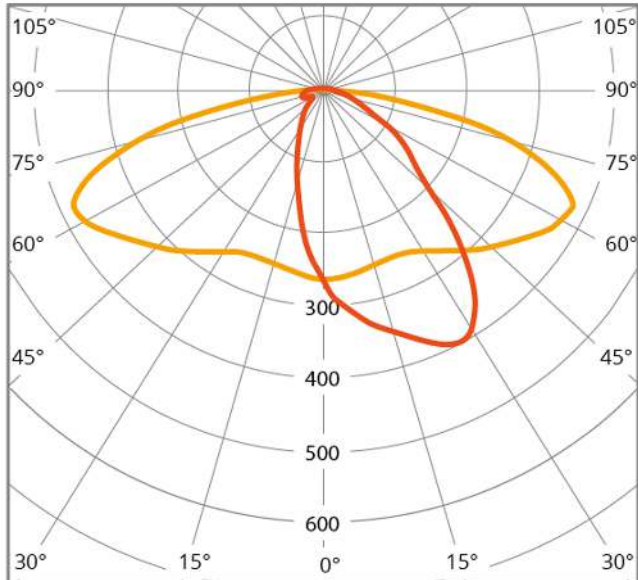
- **UA** – Urban Alameda
- **24** – 24 LEDs
- **18** – Colour Temperature: PC Amber
- **D** – Dimming included
  
- **D90** – D90 Optics
- **BL** – Black colour
- **53** – 53W Power

Range & LED number		Colour Temperature		Dimming		Optics	Finish		Power	
<b>UA24</b>	<i>Urban Alameda E 24LED</i>	<b>18</b>	<i>PC Amber</i>	(∅)	<i>No Dimming</i>	<b>SP</b>	<b>BL</b>	<i>Black</i>	<b>53</b>	<i>53W</i>
		<b>22</b>	<i>2200K</i>	<b>D</b>	<i>Dimming</i>	<b>D90</b>	<b>xx</b>	<i>Custom</i>	<b>39</b>	<i>39W</i>
		<b>27</b>	<i>2700K</i>			<b>T2-C90</b>				
		<b>30</b>	<i>3000K</i>			<b>T3-B90</b>				
		<b>40</b>	<i>4000K</i>							

## Graphic documentation

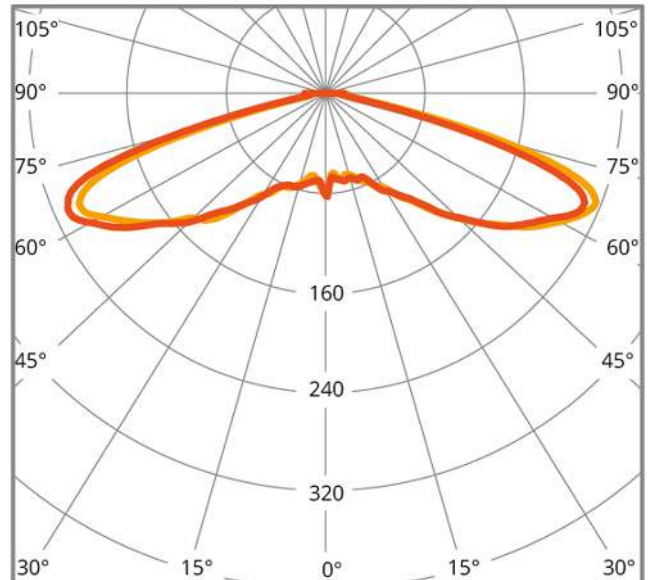
---

## D90



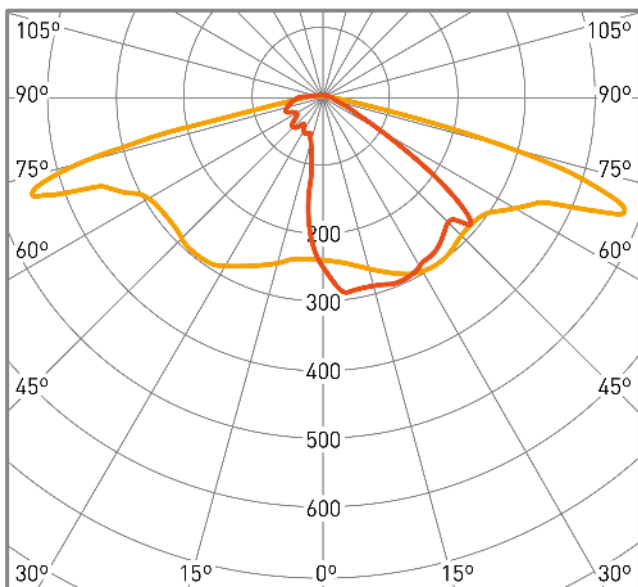
cd/klm    ■ C0 - C180    ■ C90 - C270     $\eta = 100\%$   
Light distribution curve

## SP



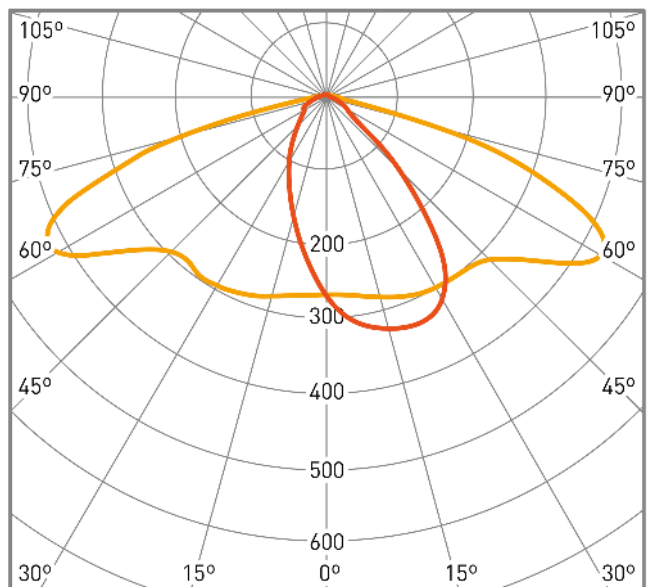
cd/klm    ■ C0 - C180    ■ C90 - C270     $\eta = 96\%$   
Light distribution curve

## T3B-90



cd/klm    ■ C0 - C180    ■ C90 - C270     $\eta = 95\%$   
Light distribution curve

## T2C-90



cd/klm    ■ C0 - C180    ■ C90 - C270     $\eta = 89\%$   
Light distribution curve

## Features

---

### Fresh, rust-free design that lasts over time



The Urban Alameda luminaire consists of a circular die-cast aluminium body with a modern and stylish design that blends perfectly into urban and residential environments.

Its high quality tempered glass enclosure improves visual comfort and reduces glare, providing the appropriate amount of light for each situation.

On the other hand, the quality is shown in the luminaire's high durability. Thanks to the 6063 T5 aluminium heatsink, which ensures excellent thermal management of the LED modules, the luminaire's service life is extended and efficiency is improved.

### Quick and tool-free maintenance



The Urban Alameda series features an optimised design to allow any maintenance task to be carried out quickly and without the need of tools. The casing includes a locking system to fix the cover of the luminaire, making easier the replacement on site of its components. In addition, its light weight makes it easy to handle during installation and manipulation of the luminaire.

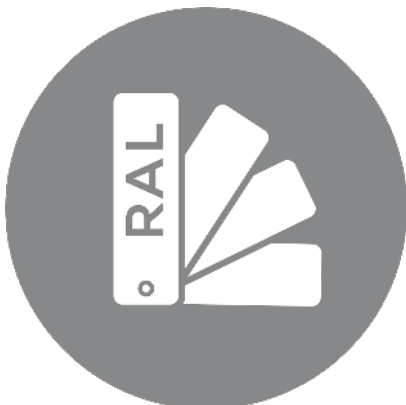
### Maximum security



The Urban Alameda luminaire has the highest levels of electrical protection: its Class II guarantees safety without the need for grounding thanks to the double isolation of the components. Furthermore, the SELV certificate provides an output voltage of less than 60V, minimising the risk of electrocution in the case of system failure. In addition, its driver, optical group and IP67 connections offer integral protection to all optical and electronic elements against water and dust ingress, eliminating any effect caused by external agents.

In addition, Urban Alameda includes an automatic disconnection system, which shuts off the electric current when the luminaire is opened. This avoids the risk of electrocution when manipulating the luminaire.

## A world of possibilities




Each situation requires specific lighting features, that's why our luminaires offer multiple alternatives to meet the needs of each context:

- A wide selection of highly homogeneous colour temperatures (SDCM<3): PC Amber, 2,200, 2,700, 3,000 and 4,000°K
- 4 different types of optics are available to achieve lighting adapted to any environment: SP, D90, T3-B90 and T2-C90
- Variety of finishes in any colour of the RAL range
- CRI>70 and available on request CRI>0 and CRI>90

And if you don't find what you are looking for, we have even more options available on request. We are pleased to study your project in a tailored, non-binding way. Contact us, and we will help you choose the perfect lighting.

## Control and connectivity



This range is equipped with D4i (Digital Illumination Interface Alliance) certified drivers, which have the ability to store luminaire data. At the same time, D4i defines how to feed from the driver to other DALI2 devices connected through the bus, simplifying communication with sensors.

In addition, E4 Series offers dimming options such as DALI2 and CLO, and schedules and lighting curves can be programmed via NFC.

## Televes quality guarantee



Our cutting-edge facilities are equipped with all the means to guarantee a quality and reliable luminaire, highlighting precise traceability and rigorous verification of all processes. This is possible thanks to an advanced methodology of product design under simulation and in-house manufacturing on robotised lines, in collaboration with national and local providers.

## Mounting details

---

Tool-free top opening for access to electronics and LED module. Electrical disconnection on opening to minimise the risk of electrocution.

It's quick and easy to assemble using the V-shaped arms.

It is adaptable to poles and columns from Ø 42 to 60 mm, adapters are available for other tube diameters.





## Technical specifications : Ref. 66170300

Number of leds						24
Power	W					60
Pre-programmed dimming						Yes
Control interface						Dali 2
Optic type options		SP	D90	T2C90	T3B90	
Lens type		PC lens	PMMA lens	PMMA lens	PMMA lens	
Color temperature options		2200K	2700K	3000K	4000K	PC Amber
Luminous flux	lm	6300	6900	7200	7680	2520
Lighting efficiency	lm/W	105	115	120	128	42
LED current	mA	325	325	325	325	650
Duration	h			100000		
Working life				L90B10		
Constant light output (CLO)				Yes		
Standard Deviation Colour Matching (SDCM)				< 3		
Color rendering index (CRI)				70		
CE Mark				Yes		
ENEC Certificate				No		
Protection Class IEC				Class II		
EU RoHS Compliant				Yes		
IK Rating (light module)				8		
IK Rating (whole luminaire)				8		
IP Rating (light module)				66		
IP Rating (whole luminaire)				66		
Colour				Black		
Material				Aluminium		
Material cover				Transparent plastic		
Fixation Material				Aluminium		
Mast diameter Max	mm			80		
Mast diameter Min	mm			42		
Mounting method				Post top		
Surface protection				Powder coating		
Surface facing the wind	m²			0.211		
Number of LED modules				2		
Minimum power factor				0.9500		
Lighting source type				LED		
Replaceable light source				Yes		
Cable				Yes		
Power consumption tolerance	%			5		
Lighting flux tolerance	%			8		
Electric connection				3-pole waterproof connector		
Inrush current	A			54		
Input voltage Max	Vac			240		
Input voltage Min	Vac			220		
Mains frequency				50 Hz		
Max. Operating temperature	°C			40		
Min. Operating temperature	°C			-35		