



## Urban Alameda Luminarie Z-Series 24LED 40W

Luminaires with a fresh style to enhance lighting in the heart of cities

Decorative urban luminaire made of die-cast aluminium. The Urban Alameda series has a compact design with smooth geometric lines, which integrates harmoniously with the environment, making it perfect for urban and residential spaces. The contemporary and elegant style of the Urban Alameda luminaire adapts to a multitude of applications in outdoor areas. Its design centred on its v-shaped arms is perfect for environments that require homogeneous ambient lighting, such as parks and gardens, always respecting the quality of the night sky, avoiding the emission of luminous flux towards the upper hemisphere of the luminaire.

It stands out for its easy installation and maintenance without the need of tools. In addition, its high-quality tempered glass protector favours visual comfort and reduces glare.

The Z series offers maximum flexibility by adding dimming connectors under the Zhaga book 18 standard, which allows connection to remote management nodes, thus enabling communication with IoT infrastructures. It also offers the possibility of DALI2 dimming, CLO (Constant Lumen Output), communication via NFC, and preprogrammed 5-step multi-level dimming.

In addition, this open interface allows the Z series to be connected to any remote management system, combining the possibilities of full integration with additional sensorisation. Thus, our

luminaires can be perfectly integrated into any Smart City project.

---

Ref.	66191300
EAN13	8424450307304

---

## Other features

---

Number of LEDs	24
Lighting control	Remote control
Power	40.00 W

---

## Packaging info

---

Box	1 pcs.
-----	--------

---

## Physical data

---

Net weight	8,200.00 g
Gross weight	10,000.00 g
Width	550.00 mm
Height	526.00 mm
Depth	550.00 mm
Main product weight	8,200.00 g

---

## Highlights

---

- **Design and quality:** die-cast aluminium body with high quality tempered glass closure and compact and stylish design with geometric lines
- **100% electrical safety:** Class II with no need for grounding and SELV certified
- **Quick and tool-free maintenance:** with electrical disconnection on opening
- **Energy saving:** long maintenance-free service life, which increases savings compared to other technologies, achieving savings of up to 80%
- **Supports the quality of the night sky:** in accordance with the IAC (Instituto de Astrofísica de Canarias) requirements, the luminaire is suitable for areas of special protection against light pollution (flux emission to the upper hemisphere < 0.1%)
- **Quality guarantee:** technology designed and manufactured in our state-of-the-art facilities, in collaboration with national and local providers, ensuring total control, with accurate traceability

and rigorous verification of all processes

## Discover

Our ranges of luminaires encompass a wide range of powers and number of LEDs, in addition to being customizable in the types of lighting control, colour temperatures, optics and their light distribution, and finishes. **A product can be configured according to these parameters, and ordered by its numerical or logical reference**, as follows:

### Selecting the luminaire by the numerical reference:

This is a numerical code made up of 14 digits:

- The first 6 digits represent a code that depends on the Series of the luminaire, the number of LEDs and the power
- The next 8 digits allow you to choose the configurable parameters of the luminaire: lighting control, colour temperature, type of optics and finish

Series		Dimming		Colour Temperature		Optics		Finish	
<b>631703</b>	<i>Urban Alameda E 24LED 53W</i>	<b>00</b>	<i>No Dimming</i>	<b>18</b>	<i>PC Amber</i>	<b>02</b>	<i>SP</i>	<b>02</b>	<i>Black</i>
<b>631713</b>	<i>Urban Alameda E 24LED 39W</i>	<b>01</b>	<i>Dimming</i>	<b>22</b>	<i>2200K</i>	<b>11</b>	<i>D90</i>	<b>xx</b>	<i>Custom</i>
				<b>27</b>	<i>2700K</i>	<b>17</b>	<i>T2-C90</i>		
				<b>30</b>	<i>3000K</i>	<b>18</b>	<i>T3-B90</i>		
				<b>40</b>	<i>4000K</i>				

### Selecting the luminaire by logical reference:

This is an alphanumeric code composed of an unlimited number of characters, describing the luminaire's characteristics using logical abbreviations, to facilitate its interpretation. It is divided into 2 groups of characters, separated by a hyphen:

- The first group specifies: the luminaire series, the number of LEDs, the colour temperature, and the lighting control
- The second group specifies: the type of optics, the finish and the power

An example of a logical reference: UA2418D-D90BL53

- **UA** – Urban Alameda
- **24** – 24 LEDs
- **18** – Colour Temperature: PC Amber
- **D** – Dimming included
  
- **D90** – D90 Optics
- **BL** – Black colour
- **53** – 53W Power

Range & LED number		Colour Temperature		Dimming		Optics	Finish		Power	
<b>UA24</b>	Urban Alameda E 24LED	<b>18</b>	PC Amber	(ø)	No Dimming	<b>SP</b>	<b>BL</b>	Black	<b>53</b>	53W
		<b>22</b>	2200K	<b>D</b>	Dimming	<b>D90</b>	<b>xx</b>	Custom	<b>39</b>	39W
		<b>27</b>	2700K			<b>T2-C90</b>				
		<b>30</b>	3000K			<b>T3-B90</b>				
		<b>40</b>	4000K							

## Graphic documentation

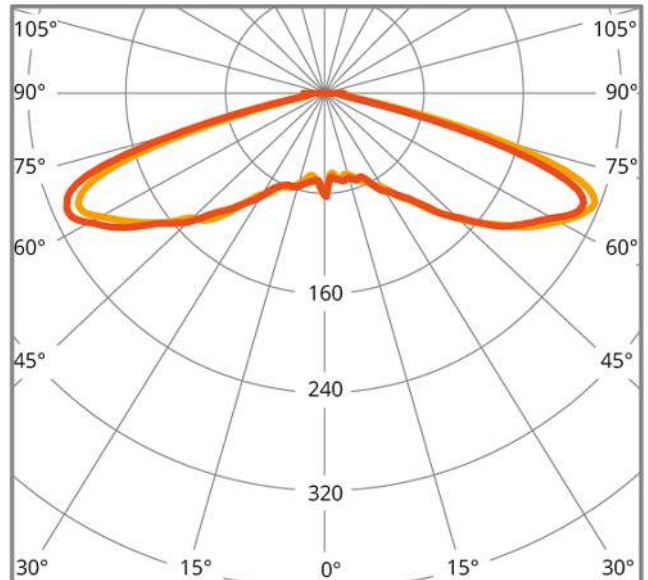
---

## D90



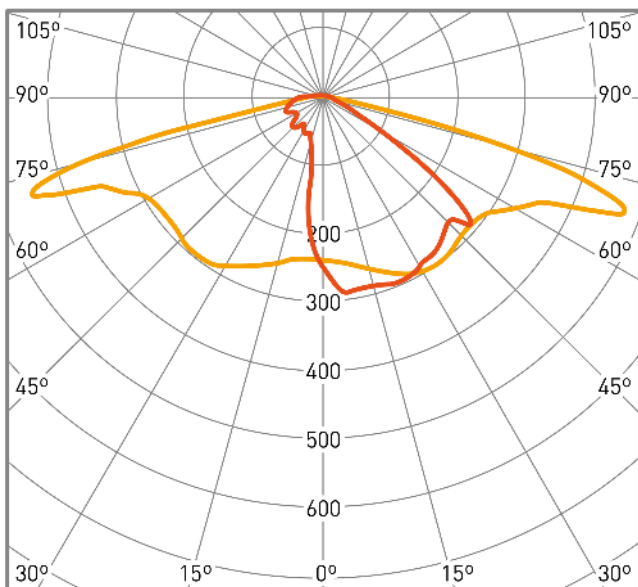
cd/klm    ■ C0 - C180    ■ C90 - C270     $\eta = 100\%$   
Light distribution curve

## SP



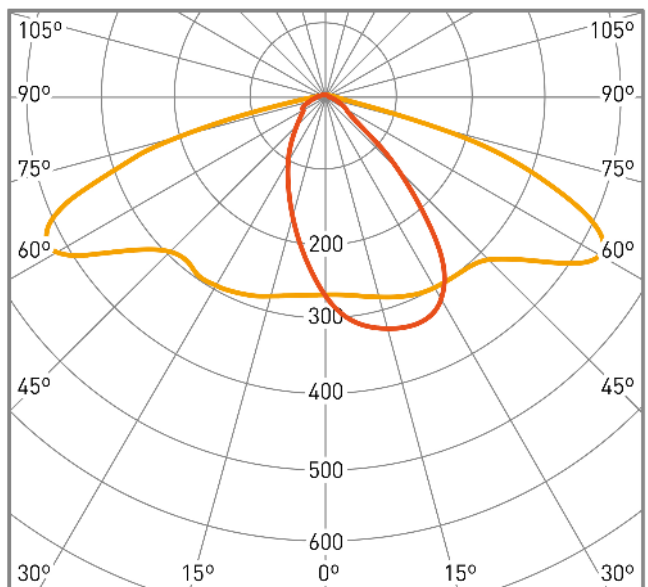
cd/klm    ■ C0 - C180    ■ C90 - C270     $\eta = 96\%$   
Light distribution curve

## T3B-90



cd/klm    ■ C0 - C180    ■ C90 - C270     $\eta = 95\%$   
Light distribution curve

## T2C-90



cd/klm    ■ C0 - C180    ■ C90 - C270     $\eta = 89\%$   
Light distribution curve

## Features

---

### Fresh, rust-free design that lasts over time



The Urban Alameda luminaire consists of a circular die-cast aluminium body with a modern and stylish design that blends perfectly into urban and residential environments.

Its high quality tempered glass enclosure improves visual comfort and reduces glare, providing the appropriate amount of light for each situation.

On the other hand, the quality is shown in the luminaire's high durability. Thanks to the 6063 T5 aluminium heatsink, which ensures excellent thermal management of the LED modules, the luminaire's service life is extended and efficiency is improved.

### Quick and tool-free maintenance



The Urban Alameda series features an optimised design to allow any maintenance task to be carried out quickly and without the need of tools. The casing includes a locking system to fix the cover of the luminaire, making easier the replacement on site of its components. In addition, its light weight makes it easy to handle during installation and manipulation of the luminaire.

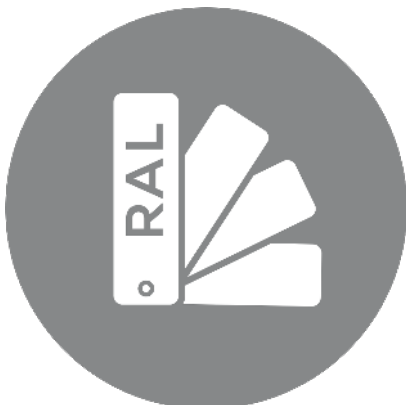
### Maximum security



The Urban Alameda luminaire has the highest levels of electrical protection: its Class II guarantees safety without the need for grounding thanks to the double isolation of the components. Furthermore, the SELV certificate provides an output voltage of less than 60V, minimising the risk of electrocution in the case of system failure. In addition, its driver, optical group and IP67 connections offer integral protection to all optical and electronic elements against water and dust ingress, eliminating any effect caused by external agents.

In addition, Urban Alameda includes an automatic disconnection system, which shuts off the electric current when the luminaire is opened. This avoids the risk of electrocution when manipulating the luminaire.

## A world of possibilities




Each situation requires specific lighting features, that's why our luminaires offer multiple alternatives to meet the needs of each context:

- A wide selection of highly homogeneous colour temperatures (SDCM<3): PC Amber, 2,200, 2,700, 3,000 and 4,000°K
- 4 different types of optics are available to achieve lighting adapted to any environment: SP, D90, T3-B90 and T2-C90
- Variety of finishes in any colour of the RAL range
- CRI>70 and available on request CRI>0 and CRI>90

And if you don't find what you are looking for, we have even more options available on request. We are pleased to study your project in a tailored, non-binding way. Contact us, and we will help you choose the perfect lighting.

## Control and connectivity



This range is equipped with D4i (Digital Illumination Interface Alliance) certified drivers, which have the ability to store luminaire data. At the same time, D4i defines how to feed from the driver to other DALI2 devices connected through the bus, simplifying communication with sensors.

All Z Series luminaires are DALI2 and CLO dimmable and include the standard Zhaga Book 18 socket, which allows Plug&Play connection with remote management nodes and the integration of multiple sensors (presence, twilight, noise, air quality...).

## Televes quality guarantee



Our cutting-edge facilities are equipped with all the means to guarantee a quality and reliable luminaire, highlighting precise traceability and rigorous verification of all processes. This is possible thanks to an advanced methodology of product design under simulation and in-house manufacturing on robotised lines, in collaboration with national and local providers.

## Mounting details

---

Tool-free top opening for access to electronics and LED module. Electrical disconnection on opening to minimise the risk of electrocution.

It's quick and easy to assemble using the V-shaped arms.

It is adaptable to poles and columns from Ø 42 to 60 mm, adapters are available for other tube diameters.





## Technical specifications : Ref. 66191300

Number of leds							24
Power	W						40
Pre-programmed dimming							Yes
Control interface							Dali 2
Node/sensor connection type							1x Zhaga
Optic type options		SP		D90		T2C90	T3B90
Lens type		PC lens		PMMA lens		PMMA lens	PMMA lens
Color temperature options		2200K		2700K		3000K	4000K
Luminous flux	lm	4200		4600		4800	5120
Lighting efficiency	lm/W	105		115		120	128
LED current	mA	250		250		250	250
Duration	h						100000
Working life							L90B10
Constant light output (CLO)							Yes
Standard Deviation Colour Matching (SDCM)							< 3
Color rendering index (CRI)							70
CE Mark							Yes
ENEC Certificate							No
Protection Class IEC							Class II
EU RoHS Compliant							Yes
IK Rating (light module)							8
IK Rating (whole luminaire)							8
IP Rating (light module)							66
IP Rating (whole luminaire)							66
Colour							Black
Material							Aluminium
Material cover							Transparent plastic
Fixation Material							Aluminium
Mounting method							Post top
Surface protection							Powder coating
Surface facing the wind	m <sup>2</sup>						0.211
Number of LED modules							2
Minimum power factor							0.9500
Lighting source type							LED
Replaceable light source							Yes
Cable							Yes
Power consumption tolerance	%						5
Lighting flux tolerance	%						8
Electric connection							3-pole waterproof connector
Inrush current	A						54
Input voltage Max	Vac						240
Input voltage Min	Vac						220
Mains frequency							50 Hz
Max. Operating temperature	°C						40
Min. Operating temperature	°C						-35