



Flex Floodlight E4-Series 4 Modules 384LED 1000W

High-power modular lighting for professional sports facilities and large areas

Flex Floodlights are high performance luminaires with large luminous power, composed of independent modules, with the possibility of varying their format from 1 to 4 modules according to the lighting needs. They have the ability to direct the luminous flux at a specific angle with great precision, exposing only the area of interest to the illumination provided.

Flex floodlights are specially designed to illuminate large sports facilities, perfectly satisfying the lighting requirements needed for sports practice, even for top-level competitions. They are also perfect for special installations such as logistics ports, marinas or airports, where lighting requirements and reliability are critical to ensure visibility and safety for users.

Flex floodlights have different configurations of power and number of LEDs, adapting perfectly to different spaces. They provide high quality lighting and great energy efficiency covering the lighting demands of users, ensuring visibility and visual comfort.

In addition, our commitment to the quality of the night sky and responsible lighting is clear. Thanks to a correct orientation of the light, we can reduce the light impact of Flex floodlights, directing light exclusively to the points of interest and avoiding unnecessary light emissions towards the upper hemisphere of the luminaire.

The E4 series offers the possibility of including a customized and pre-programmed dimming profile, with several levels and up to 5 steps. Additionally, the E4 series allows DALI2 dimming options and communication via NFC, expanding the possibilities of adaptation to different contexts. With flexible lighting, adapted to each situation, maximum levels of efficiency can be achieved.

Ref.	67112600
EAN13	8424450307489

Other features

Number of LEDs	384
Lighting control	Programmable
Power	1,000.00 W

Packaging info

Box	1 pcs.
------------	--------

Physical data

Net weight	52,071.00 g
Gross weight	57,771.00 g
Width	663.00 mm
Height	696.00 mm
Depth	463.00 mm
Main product weight	52,071.00 g

Highlights

- **Low wind load:** modular and size-optimized reduces the action of the wind against the floodlight, minimizing the oscillations caused at high altitudes
- **Scalable configuration:** its modular structure allows the variation from 1 to 4 independent modules for floodlight, on a single support, adapting perfectly to the lighting requirements of each situation
- **Durability and resistance:** compact extruded and anodised aluminium structure, corrosion

resistant even in the most aggressive environments, successfully passing resistance tests against severe conditions of use (EN 60598-1:2015)

- **Vibration resistance:** robust structure tested against vibrations (EN 60068-2-6:2008)
- **Ease of repair:** access to the inside of the floodlight without having to remove it from the support, allowing the power supply to be replaced on site in case of failure
- **Quick return on investment:** the high light efficiency provides substantial energy savings of up to 80%
- **Minimizes maintenance costs:** due to its long working life and easy component replacement
- **Perfect thermal management:** heat conduction and convection are favoured by the dissipation curves of the luminaire structure
- **High luminous efficiency**
- **Driver certificated ENEC**
- **100% made in Televes:** technology designed and manufactured in our cutting-edge facilities, guaranteeing total control, with demanding quality monitoring, over each of the production phases

Discover

Our ranges of luminaires encompass a wide range of powers and number of LEDs, in addition to being customizable in the types of lighting control, colour temperatures, optics and their light distribution, and finishes. **A product can be configured according to these parameters, and ordered by its numerical or logical reference**, as follows:

Selecting the luminaire by the numerical reference:

This is a numerical code made up of 14 digits:

- The first 6 digits represent a code that depends on the Series of the luminaire, the number of LEDs and the power
- The next 8 digits allow you to choose the configurable parameters of the luminaire: lighting control, colour temperature, type of optics and finish

Series		Dimming		Colour Temperature		Optics		Finish	
631703	<i>Urban Alameda E 24LED 53W</i>	00	<i>No Dimming</i>	18	<i>PC Amber</i>	02	<i>SP</i>	02	<i>Black</i>
631713	<i>Urban Alameda E 24LED 39W</i>	01	<i>Dimming</i>	22	<i>2200K</i>	11	<i>D90</i>	xx	<i>Custom</i>
				27	<i>2700K</i>	17	<i>T2-C90</i>		
				30	<i>3000K</i>	18	<i>T3-B90</i>		
				40	<i>4000K</i>				

Selecting the luminaire by logical reference:

This is an alphanumeric code composed of an unlimited number of characters, describing the luminaire's characteristics using logical abbreviations, to facilitate its interpretation. It is divided into 2 groups of characters, separated by a hyphen:

- The first group specifies: the luminaire series, the number of LEDs, the colour temperature, and the lighting control
- The second group specifies: the type of optics, the finish and the power

An example of a logical reference: UA2418D-D90BL53

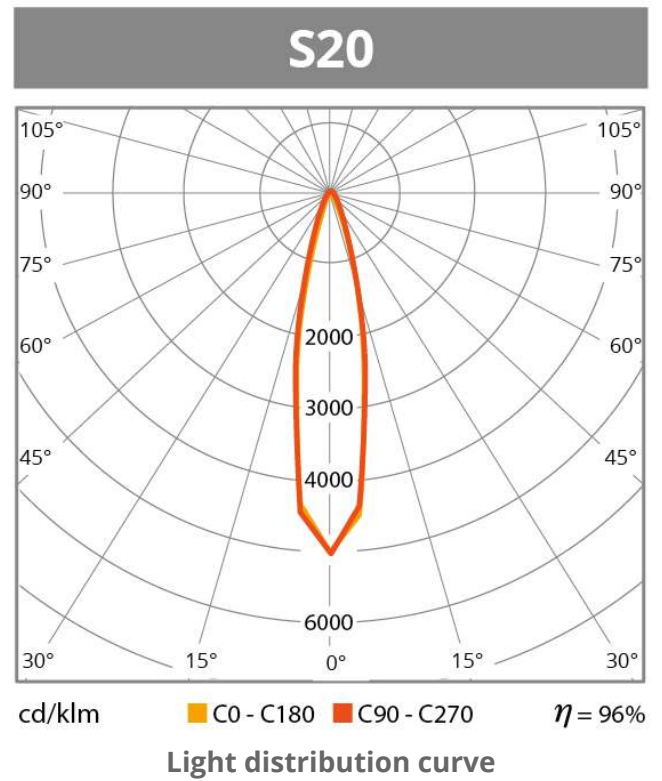
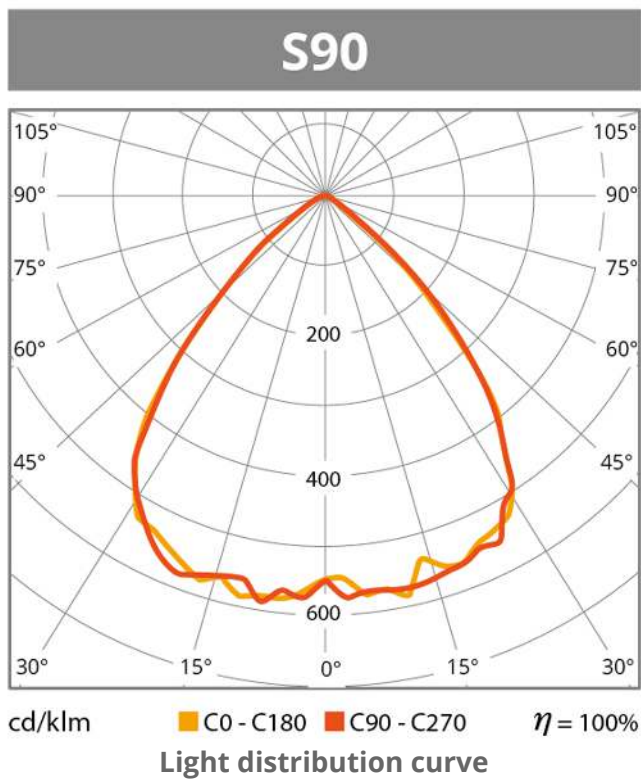
- **UA** – *Urban Alameda*
- **24** – *24 LEDs*
- **18** – *Colour Temperature: PC Amber*
- **D** – *Dimming included*
- **D90** – *D90 Optics*
- **BL** – *Black colour*
- **53** – *53W Power*

Range & LED number		Colour Temperature		Dimming		Optics	Finish		Power	
UA24	<i>Urban Alameda E 24LED</i>	18	<i>PC Amber</i>	(∅)	<i>No Dimming</i>	SP	BL	<i>Black</i>	53	<i>53W</i>
		22	<i>2200K</i>	D	<i>Dimming</i>	D90	xx	<i>Custom</i>	39	<i>39W</i>
		27	<i>2700K</i>			T2-C90				
		30	<i>3000K</i>			T3-B90				

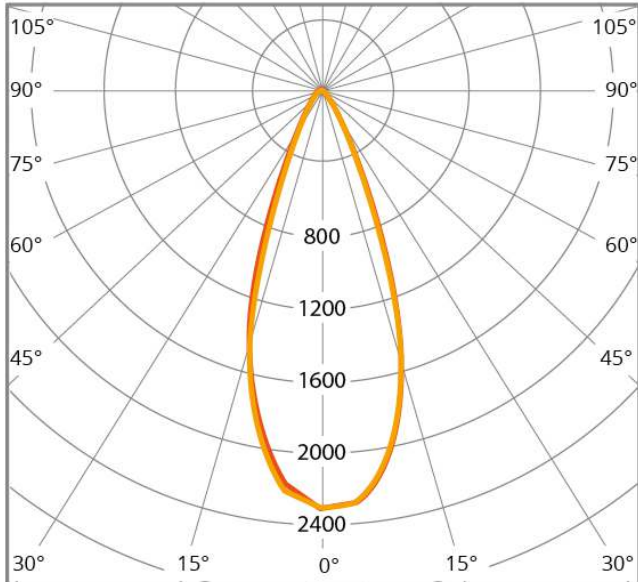
40

4000K

Graphic documentation



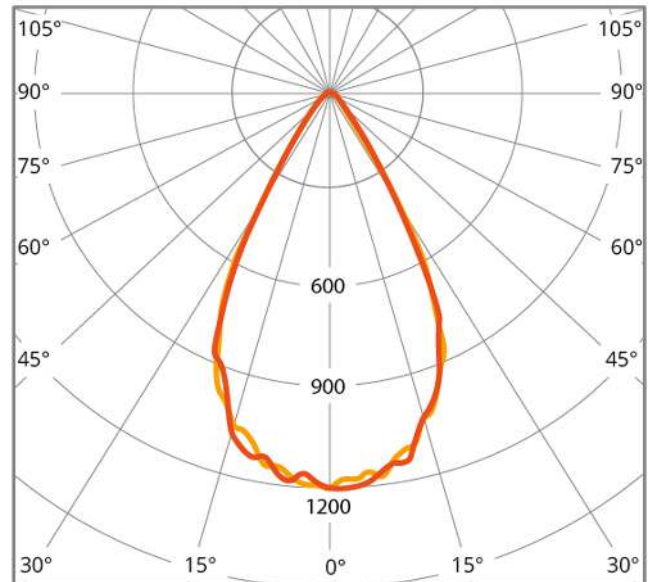
S40



cd/klm ■ C0 - C180 ■ C90 - C270 $\eta = 96\%$

Light distribution curve

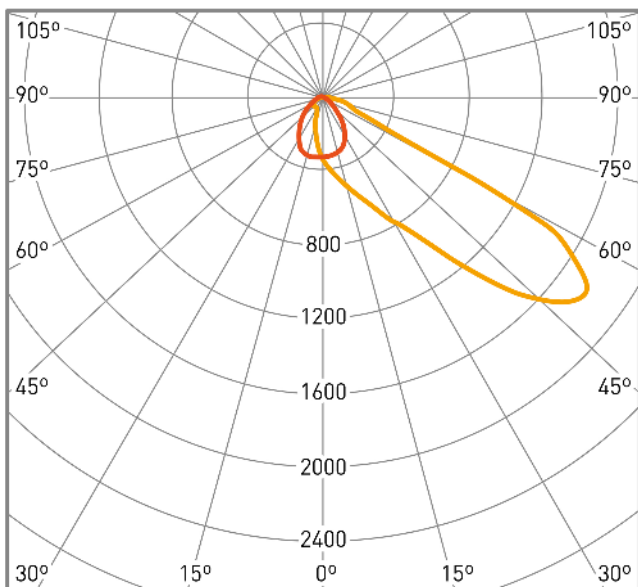
S60



cd/klm ■ C0 - C180 ■ C90 - C270 $\eta = 99\%$

Light distribution curve

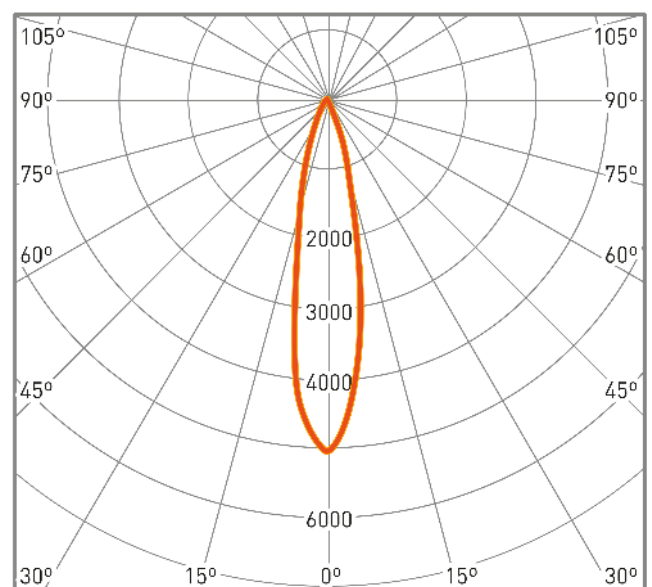
AF1



cd/klm ■ C0 - C180 ■ C90 - C270 $\eta = 100\%$

Light distribution curve

S15




cd/klm ■ C0 - C180 ■ C90 - C270 $\eta = 93\%$

Light distribution curve

Features

Modular structure on a single support



High-power floodlights are designed for installation on high-rise towers, the advantage of having a single anchor point for several modules means a reduction in the space required for installation. This translates into a maximum use of the available structures, without having to reduce light output or quality.

Independent modules that guarantee the operation



The reliability of floodlights is a critical factor in ensuring the safety of users while maintaining correct illumination. The Flex floodlight, with its modular configuration, has independent drivers for each module, ensuring the survival of the service, even in case of failure of any of the modules.

In addition, Flex floodlights have successfully passed resistance tests against severe conditions of use (EN 60598-1:2015) and against vibrations (EN 60068-2-6:2008). This, together with the quality of the materials and the meticulous traceability of the manufacturing process, guarantees optimum performance, minimizing the possibility of lighting interruption.

High-quality uniform illumination




Uniformity of light is an essential requirement in any application, being critical in sporting events and special facilities.

With Flex floodlights, high quality uniform illumination is achieved, without glare. The inclined structure of the Flex floodlight avoids shadows due to the overlapping of the modules. In addition, each block is vertically adjustable, ensuring a perfect orientation of the light according to the requirements, creating a pleasant and comfortable space for the users.

It is essential to have the right combination of the different optics to be projected, which are determined by the lighting studies previously carried out.

Control and connectivity



This range is equipped with D4i (Digital Illumination Interface Alliance) certified drivers, which have the ability to store luminaire data. At the same time, D4i defines how to feed from the driver to other DALI2 devices connected through the bus, simplifying communication with sensors.

In addition, E4 Series offers dimming options such as DALI2 and schedules and lighting curves can be programmed via NFC.

Flawless thermal management




The structure of the Flex floodlight consists of an aluminium enclosure with dissipation curves that form part of the chassis itself and favour heat conduction and convection. In addition, the sealed driver and the LED modules are placed in two independent compartments, preventing heat transfer between them. In addition, each module is independent, avoiding heat transfer between them. The thermal protection of the electronics maximises the useful life of the luminaire and improves its efficiency.

Design and manufacture 100% made in Televes



Our cutting-edge facilities include all the means for the creation of this luminaire, from start to finish. This involves everything from the electronic and mechanical design, using advanced simulation processes, to the manufacture of the circuits, boards and all the elements of the chassis, using meticulous construction processes and assembly on robotised lines. An in-house design and manufacturing process also offers other advantages, such as quality verification at every point of development.

A world of possibilities



Each situation requires specific lighting features, that's why our luminaires offer multiple alternatives to meet the needs of each context:

- A wide selection of highly homogeneous colour temperatures (SDCM<3): 2,200, 3,000, 4,000, 5,000 and 5,700°K
- 5 different types of optics are available to achieve lighting adapted to any environment: S20, S40, S60, S90 and AF1
- Variety of finishes in any colour of the RAL range
- CRI>70 and available on request CRI>0 and CRI>90
- Dali 2 regulation models are available, fully compatible with presence detection and lighting control solutions depending on the needs of the installation

And if you don't find what you are looking for, we have even more options available on request. We are pleased to study your project in a tailored, non-binding way. Contact us, and we will help you choose the perfect lighting.

