



Standard Floodlight 48LED 108W

Illumination that enhances the beauty of cities through light

Floodlights are high performance luminaires with large luminous power. They have the ability to direct the luminous flux at a specific angle with great precision, exposing only the area of interest to the illumination provided.

Standard floodlights are the perfect solution for ornamental, artistic or monumental lighting, where light acquires a highly aesthetic value. Their objective is to enhance the beauty of the objects to attract the public's attention, treating lighting as an art, through the correct management of lights, shadows, contrasts and colors. The decorative application of floodlights is fundamental to emphasize the beauty of historical or contemporary monuments such as bridges, churches, walls, sculptures, buildings, etc.

The Standard spotlight combines its small size with great lighting performance, subtly blending into different landscapes and emphasizing objects of interest through an intensive beam of light of high quality and high efficiency.

In addition, our commitment to the quality of the night sky and responsible lighting is clear. Thanks to a correct orientation of the light, we can reduce the light impact of decorative floodlights, directing light exclusively to the points of interest and avoiding unnecessary light emissions towards the upper hemisphere of the luminaire.

Ref. 67300000

EAN13

8424450307571

Other features

Number of LEDs	48
Lighting control	No dimmable
Power	108.00 W

Packaging info

Box	1
------------	---

Physical data

Net weight	6,300.00 g
Gross weight	7,500.00 g
Width	434.00 mm
Height	97.00 mm
Depth	337.00 mm

Highlights

- **Durability and resistance:** compact extruded and anodised aluminium structure, corrosion resistant even in the most aggressive environments
- **100% electrical safety:** Class II with no need for grounding and SELV certification
- **Energy saving:** long lifetime without the need for maintenance, which increases the savings compared to other technologies, achieving savings of up to 80%
- **Perfect thermal management:** heat conduction and convection are favoured by the dissipation curves of the luminaire structure
- **High luminous efficiency**
- **Simple replacement of existing light points:** easy connection and installation without opening the luminaire
- **LED multi array modules:** selection of corresponding BINs with 3-step McAdam ellipse (SDCM <3) and maximum efficiency
- Driver certificated ENEC
- **100% made in Televes:** technology designed and manufactured in our cutting-edge facilities, guaranteeing total control, with demanding quality monitoring, over each of the production phases

Discover

Our ranges of luminaires encompass a wide range of powers and number of LEDs, in addition to being customizable in the types of lighting control, colour temperatures, optics and their light distribution, and finishes. **A product can be configured according to these parameters, and ordered by its numerical or logical reference**, as follows:

Selecting the luminaire by the numerical reference:

This is a numerical code made up of 14 digits:

- The first 6 digits represent a code that depends on the Series of the luminaire, the number of LEDs and the power
- The next 8 digits allow you to choose the configurable parameters of the luminaire: lighting control, colour temperature, type of optics and finish

Series		Dimming		Colour Temperature		Optics		Finish	
631703	<i>Urban Alameda E 24LED 53W</i>	00	<i>No Dimming</i>	18	<i>PC Amber</i>	02	<i>SP</i>	02	<i>Black</i>
631713	<i>Urban Alameda E 24LED 39W</i>	01	<i>Dimming</i>	22	<i>2200K</i>	11	<i>D90</i>	xx	<i>Custom</i>
				27	<i>2700K</i>	17	<i>T2-C90</i>		
				30	<i>3000K</i>	18	<i>T3-B90</i>		
				40	<i>4000K</i>				

Selecting the luminaire by logical reference:

This is an alphanumeric code composed of an unlimited number of characters, describing the luminaire's characteristics using logical abbreviations, to facilitate its interpretation. It is divided into 2 groups of characters, separated by a hyphen:

- The first group specifies: the luminaire series, the number of LEDs, the colour temperature, and the lighting control
- The second group specifies: the type of optics, the finish and the power

An example of a logical reference: UA2418D-D90BL53

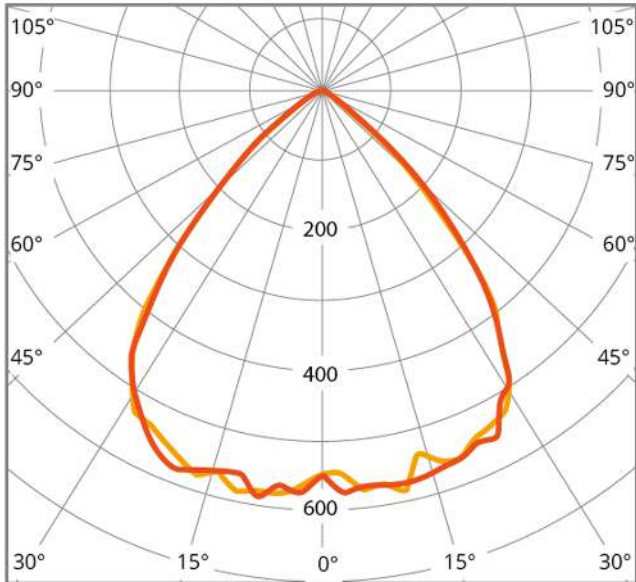
- **UA** – *Urban Alameda*
- **24** – *24 LEDs*
- **18** – *Colour Temperature: PC Amber*

- **D** – Dimming included
- **D90** – D90 Optics
- **BL** – Black colour
- **53** – 53W Power

Range & LED number		Colour Temperature		Dimming		Optics	Finish		Power	
UA24	<i>Urban Alameda E 24LED</i>	18	<i>PC Amber</i>	(∅)	<i>No Dimming</i>	SP	BL	<i>Negro</i>	53	<i>53W</i>
		22	<i>2200K</i>	D	<i>Dimming</i>	D90	xx	<i>Custom</i>	39	<i>39W</i>
		27	<i>2700K</i>			T2-C90				
		30	<i>3000K</i>			T3-B90				
		40	<i>4000K</i>							

Graphic documentation

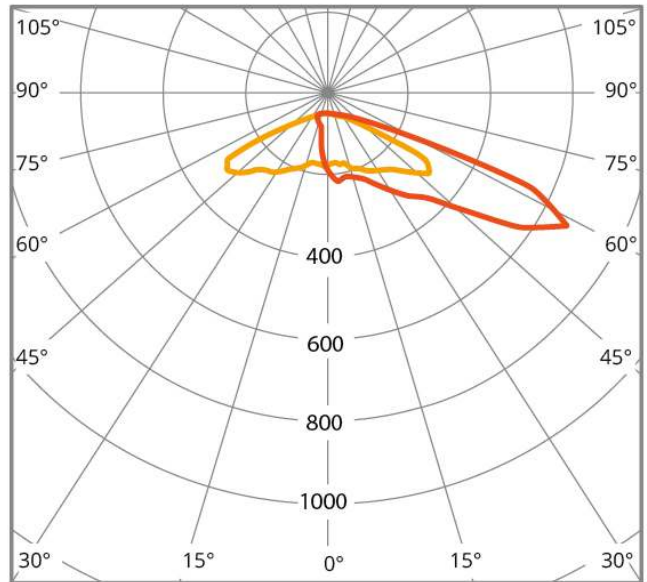
S90



cd/klm ■ C0 - C180 ■ C90 - C270 $\eta = 100\%$

Light distribution curve

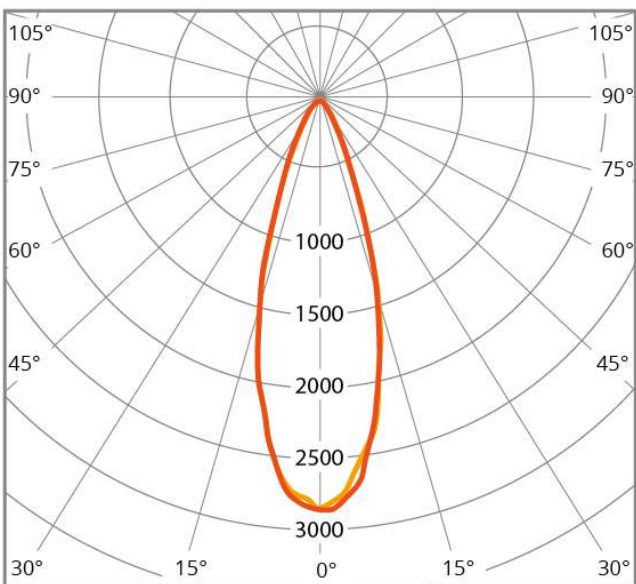
APZ



cd/klm ■ C0 - C180 ■ C90 - C270 $\eta = 96\%$

Light distribution curve

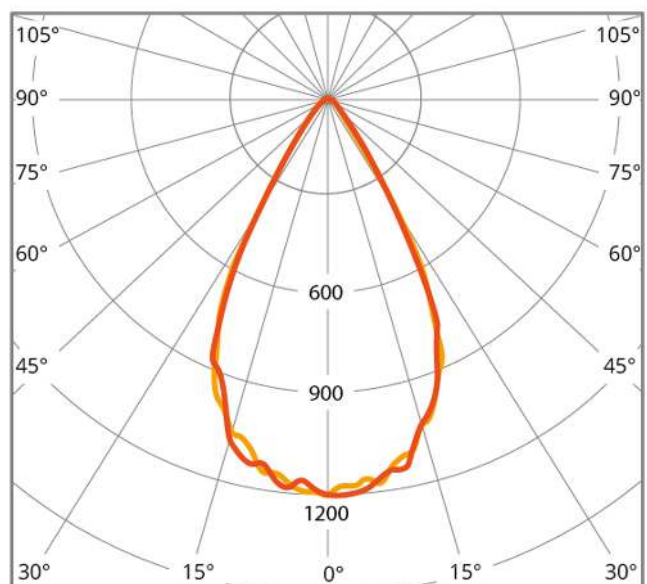
S30



cd/klm ■ C0 - C180 ■ C90 - C270 $\eta = 100\%$

Light distribution curve

S60



cd/klm ■ C0 - C180 ■ C90 - C270 $\eta = 99\%$

Light distribution curve

Features

Enhancing beauty through the use of light



The use of lighting in an artistic and ornamental way contributes to beautify the spaces, emphasizing the charm of all kinds of objects through the combination of lights and shadows. Its decorative application is perfect for an infinite number of indoor or outdoor contexts: singular buildings, monuments of classical or modern aesthetics, wall light floods, illumination of churches, sculptures, etc.

Discreet and harmonious aesthetics



The compact and slim design of the Standard floodlight facilitates a subtle and uniform integration with the architecture, providing ornamental supporting light without an aggressive aesthetic impact on the context.

Maximum security



The Standard floodlight has the highest levels of electrical protection: its Class II guarantees safety without the need for grounding thanks to the double isolation of the components. Furthermore, the SELV certificate provides an output voltage of less than 60V, minimising the risk of electrocution in the case of system failure. In addition, its driver, optical group and IP67 connections offer integral protection to all optical and electronic elements against water and dust ingress, eliminating any effect caused by external agents.

Flawless thermal management



The structure of the Standard floodlight consists of an aluminium enclosure with dissipation curves that form part of the chassis itself and favour heat conduction and convection.

In addition, the sealed driver (IP67) and the LED modules are placed in two independent compartments, preventing heat transfer between them.

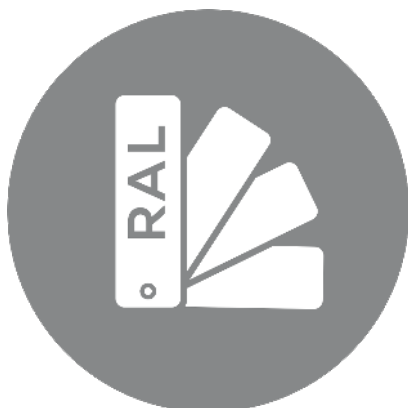
The thermal protection of the electronics maximises the useful life of the luminaire (L90B10 > 100,000h at 25°C) and improves its efficiency (up to 155 lm/W).

Design and manufacture 100% made in Televes



Our cutting-edge facilities include all the means for the creation of this luminaire, from start to finish. This involves everything from the electronic and mechanical design, using advanced simulation processes, to the manufacture of the circuits, boards and all the elements of the chassis, using meticulous construction processes and assembly on robotised lines. An in-house design and manufacturing process also offers other advantages, such as quality verification at every point of development.

A world of possibilities



Each situation requires specific lighting features, that's why our luminaires offer multiple alternatives to meet the needs of each context:

- A wide selection of highly homogeneous colour temperatures (SDCM<3): PC Amber, 2,200, 2,700, 3,000, 4,000, 5,000 and 5,700°K
- 4 different types of optics are available to achieve lighting adapted to any environment: S30, S60, S90 and APZ
- Variety of finishes in any colour of the RAL range
- CRI>70 and available on request CRI>0 and CRI>90

- 1-10V and DALI regulation models are available, fully compatible with presence detection and lighting control solutions depending on the needs of the installation

And if you don't find what you are looking for, we have even more options available on request. We are pleased to study your project in a tailored, non-binding way. Contact us, and we will help you choose the perfect lighting.