



AtmosLED Luminaire E-Series 24LED 58W

Luminaires for intercity roads and diverse outdoor areas

Highly versatile road luminaire adaptable to any outdoor environment, built in extruded anodised aluminium specially designed for perfect thermal management, optimised service life and resistance to aggressive environments. Designed to increase energy savings and reduce maintenance costs thanks to its high efficiency and durability.

AtmosLED offers multiple options in terms of power, number of LEDs and optics. In this way, these luminaires are suitable for a wide range of locations, being ideal both in areas that require a large amount of homogeneously distributed light and in areas with greater restrictions, regarding both in terms of light intensity and light projection.

The E series offers the possibility of including a customized and pre-programmed dimming profile, with several levels and up to 5 steps (available in the references with dimming). This makes possible to regulate the luminous intensity and the power emitted in certain time slots, adapting the operation of the lighting according to the user's habits. With flexible lighting, adapted to each situation, maximum levels of efficiency can be achieved.

Ref.	68130001
------	----------

EAN13

8424450307687

Other features

Number of LEDs	24
Lighting control	Dimmable
Power	58.00 W

Packaging info

Box	1
------------	---

Physical data

Net weight	4,800.00 g
Gross weight	6,000.00 g
Width	336.00 mm
Height	338.00 mm
Depth	105.00 mm

Highlights

- **Durability and resistance:** compact extruded and anodised aluminium structure, corrosion resistant even in the most aggressive environments
- **High versatility:** AtmosLED adapts to all types of contexts and situations
- **100% electrical safety:** class II with no need for grounding and SELV certification
- **Energy saving:** long lifetime without the need for maintenance, which increases the savings compared to other technologies, achieving savings of up to 80%
- **Supports the quality of the night sky:** in accordance with the IAC (Instituto de Astrofísica de Canarias) requirements, the luminaire is suitable for areas of special protection from light pollution (flux emission to the upper hemisphere < 0.1%)
- **100% made in Televes:** technology designed and manufactured in our cutting-edge facilities, guaranteeing total control, with demanding quality monitoring, over each of the production phases

Discover

Our ranges of luminaires encompass a wide range of powers and number of LEDs, in addition to being

customizable in the types of lighting control, colour temperatures, optics and their light distribution, and finishes. **A product can be configured according to these parameters, and ordered by its numerical or logical reference**, as follows:

Selecting the luminaire by the numerical reference:

This is a numerical code made up of 14 digits:

- The first 6 digits represent a code that depends on the Series of the luminaire, the number of LEDs and the power
- The next 8 digits allow you to choose the configurable parameters of the luminaire: lighting control, colour temperature, type of optics and finish

Series		Dimming		Colour Temperature		Optics		Finish	
631703	<i>Urban Alameda E 24LED 53W</i>	00	<i>No Dimming</i>	18	<i>PC Amber</i>	02	<i>SP</i>	02	<i>Black</i>
631713	<i>Urban Alameda E 24LED 39W</i>	01	<i>Dimming</i>	22	<i>2200K</i>	11	<i>D90</i>	xx	<i>Custom</i>
				27	<i>2700K</i>	17	<i>T2-C90</i>		
				30	<i>3000K</i>	18	<i>T3-B90</i>		
				40	<i>4000K</i>				

Selecting the luminaire by logical reference:

This is an alphanumeric code composed of an unlimited number of characters, describing the luminaire's characteristics using logical abbreviations, to facilitate its interpretation. It is divided into 2 groups of characters, separated by a hyphen:

- The first group specifies: the luminaire series, the number of LEDs, the colour temperature, and the lighting control
- The second group specifies: the type of optics, the finish and the power

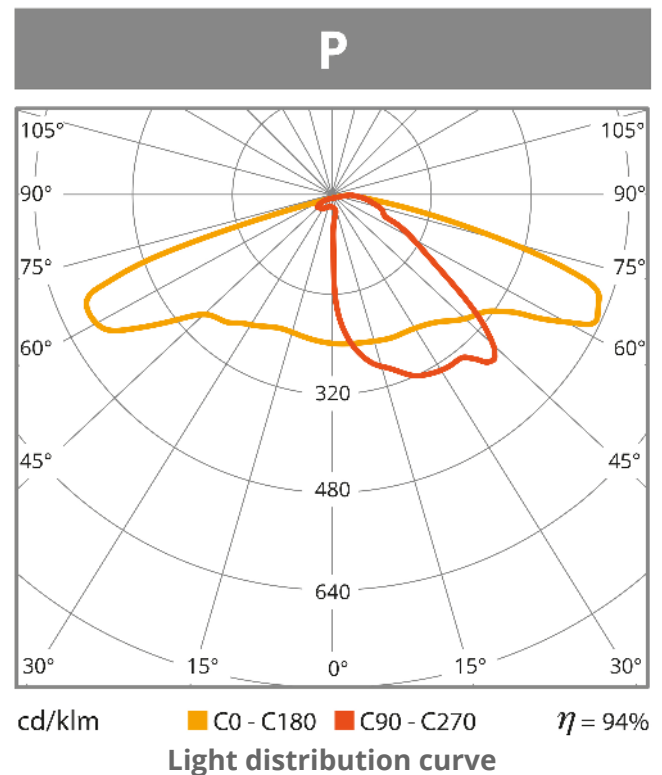
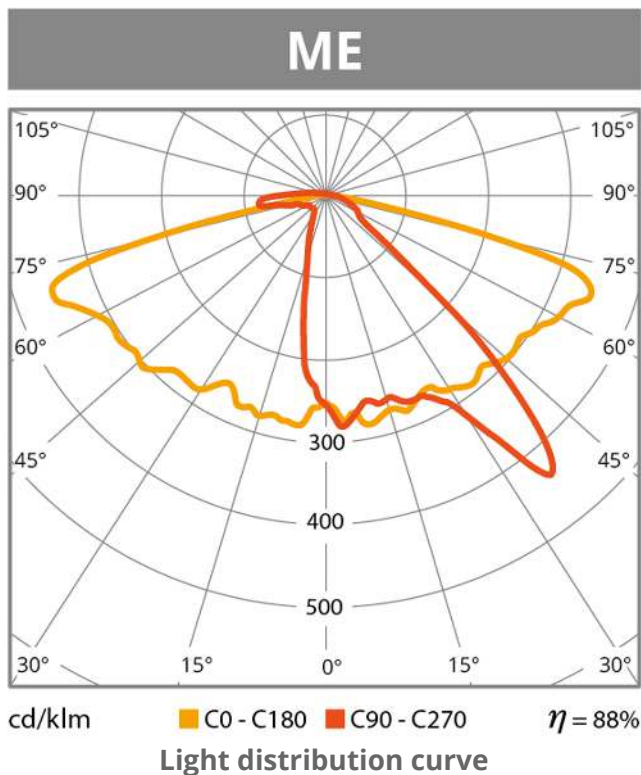
An example of a logical reference: UA2418D-D90BL53

- **UA** – *Urban Alameda*
- **24** – *24 LEDs*
- **18** – *Colour Temperature: PC Amber*
- **D** – *Dimming included*

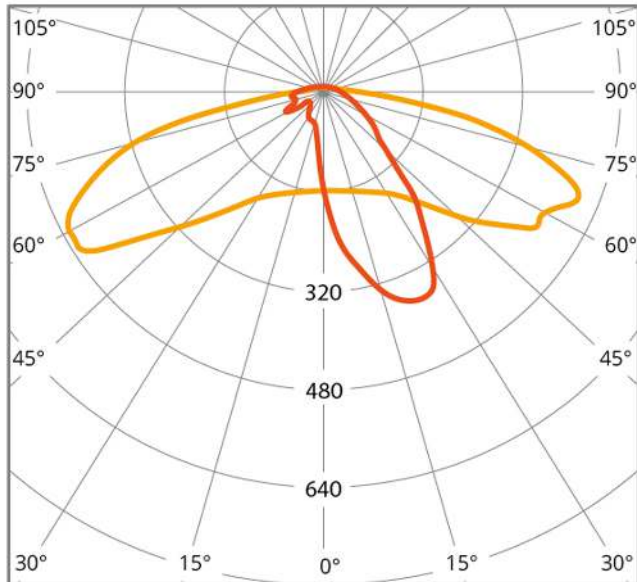
- **D90** – D90 Optics
- **BL** – Black colour
- **53** – 53W Power

Range & LED number		Colour Temperature		Dimming		Optics	Finish		Power	
UA24	<i>Urban Alameda E 24LED</i>	18	<i>PC Amber</i>	(∅)	<i>No Dimming</i>	SP	BL	<i>Negro</i>	53	<i>53W</i>
		22	<i>2200K</i>	D	<i>Dimming</i>	D90	xx	<i>Custom</i>	39	<i>39W</i>
		27	<i>2700K</i>							
		30	<i>3000K</i>							
		40	<i>4000K</i>							

Graphic documentation



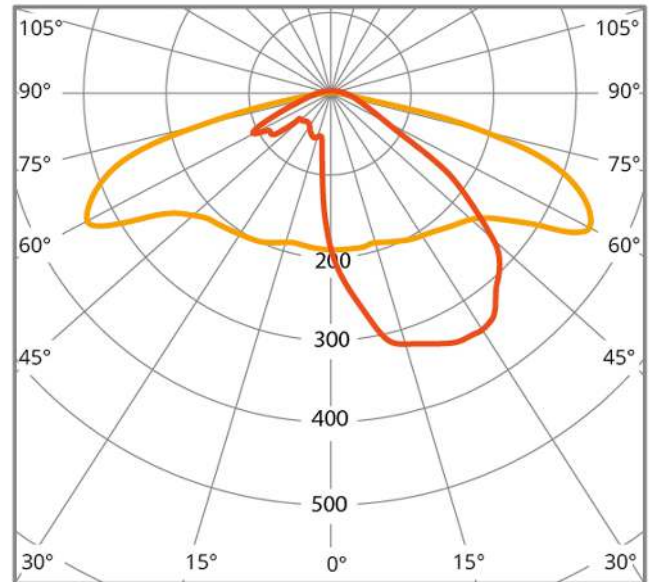
T2



cd/klm ■ C0 - C180 ■ C90 - C270 $\eta = 90\%$

Light distribution curve

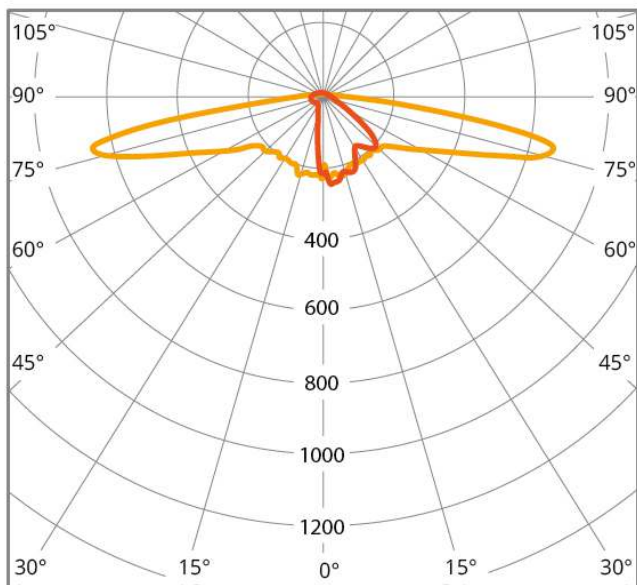
T3



cd/klm ■ C0 - C180 ■ C90 - C270 $\eta = 92\%$

Light distribution curve

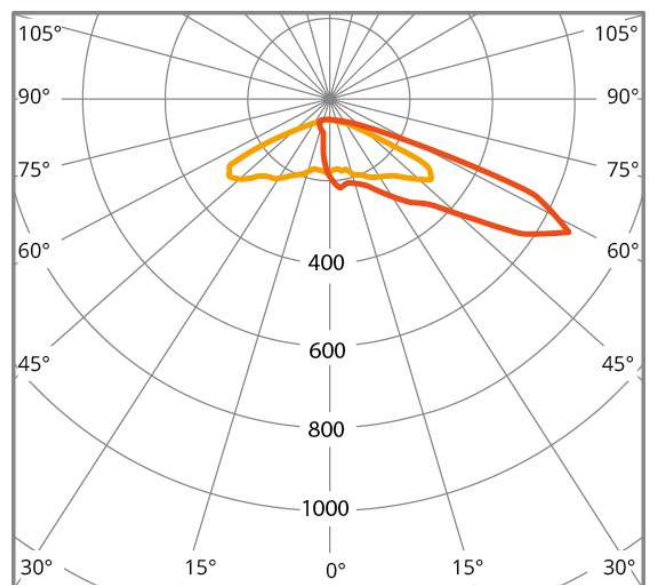
SCL



cd/klm ■ C0 - C180 ■ C90 - C270 $\eta = 86\%$

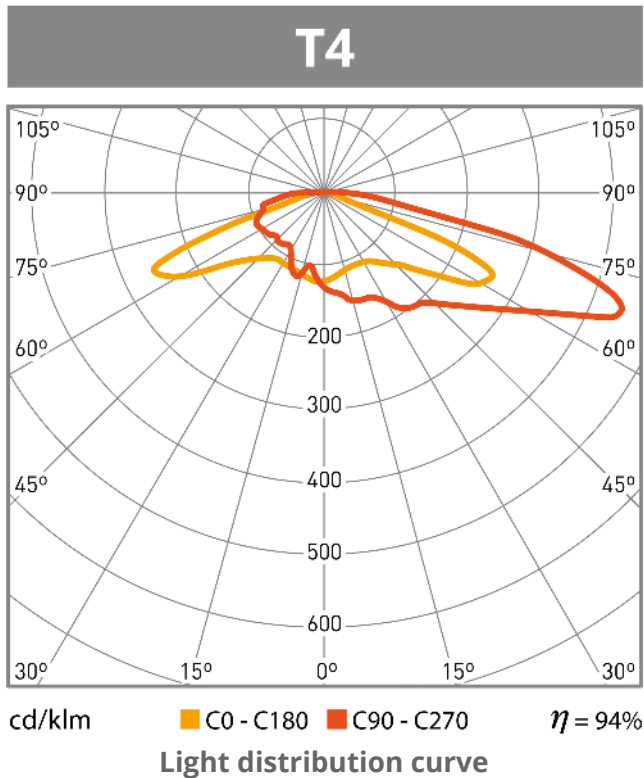
Light distribution curve

APZ



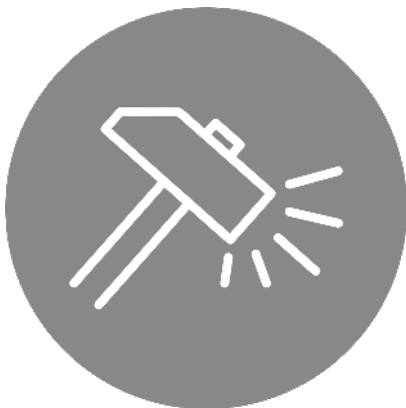
cd/klm ■ C0 - C180 ■ C90 - C270 $\eta = 96\%$

Light distribution curve



Features

Resistance and durability



The AtmosLED luminaire consists of an extruded and anodised aluminium body that increases its hardness, obtaining an IK10 degree of protection against physical impact. The side covers are made of injected lacquered aluminium and all the screws are made of stainless steel, making it highly resistant to corrosion and guaranteeing its durability.

A luminaire for all situations



The AtmosLED range is presented as a highly versatile lighting solution that adapts to all types of roadways. There are multiple options of power and number of LEDs, as well as different placement possibilities, so AtmosLED manages to adapt to each of the needs of the environment.

Its aesthetics combine simplicity with functionality, making it ideal for use in urban areas (streets, avenues, squares...), traffic areas (motorways, expressways, roads...) and various outdoor areas (shopping centres, industrial areas, parkings...).

Flawless thermal management



The structure of the AtmosLED luminaire consists of an extruded aluminium enclosure with dissipation curves that form part of the profile itself and are located in a ventilated cavity. There are two independent zones, a watertight cavity (IP67) in which the equipment and electrical connections are located and a ventilated cavity that acts as a heat sink, preventing heat transfer between the two points. The thermal protection of the electronics maximises the useful life of the luminaire (L90B10 > 100,000h at 25°C) and improves its efficiency (up to 160 lm/W).

Convenient installation



The compact and slim design of the luminaire makes it easy to handle during the installation process, reducing assembly times.

Complete watertightness



The AtmosLED series has an IP66 and IP67 degree of watertightness, both certifications on the complete luminaire. This guarantees absolute protection of every electronic component and internal element against the ingress of solid particles and liquids. In addition, it has a pressure compensating device which prevents the possible absorption of dust and humidity due to differences in pressure between the inside and outside of the luminaire. In the same way, the connections of the AtmosLED luminaires provide watertightness and electrical safety at all times, thanks to the use of M16 stuffing glands that ensure an IP67 degree in the watertight cavity of the equipment and an IP68 degree in the external connectors.

Maximum security



The AtmosLED luminaire has the highest levels of electrical protection: its Class II guarantees safety without the need for grounding thanks to the double isolation of the components. Furthermore, the SELV certificate provides an output voltage of less than 60V, minimising the risk of electrocution in the case of system failure. In addition, its driver, optical group and IP67 connections offer integral protection to all optical and electronic elements against water and dust ingress, eliminating any effect caused by external agents.

A world of possibilities



Each situation requires specific lighting features, that's why our luminaires offer multiple alternatives to meet the needs of each context:

- A wide selection of highly homogeneous colour temperatures (SDCM<3): PC Amber, 2,200, 2,700, 3,000 and 4,000°K
- 7 different types of optics are available to achieve lighting adapted to any environment: P, ME, T2, T3, T4, APZ and SCL
- Variety of finishes in any colour of the RAL range
- CRI>70 and available on request CRI>80 and CRI>90


And if you don't find what you are looking for, we have even more options available on request. We are pleased to study your project in a tailored, non-binding way. Contact us, and we will help you choose the perfect lighting.

Design and manufacture 100% made in Televés



Our edge facilities include all the means for the creation of this luminaire, from start to finish. This involves everything from electronic and mechanical design, through advanced simulation processes, to the manufacture of the circuits, plates and all the chassis elements, through meticulous construction processes and assembly on robotic lines. A proprietary design and manufacturing process also offers other benefits, such as quality verification at every point of development.

Control and connectivity



E series incorporates drivers with 1-10V communication protocol, allowing luminous flux regulation between 1 and 100% by varying the voltage of the input signal from 1 to 10V.

E series luminaires include options with a pre-programmed dimming profile, with several levels and up to 5 steps (in the references with dimming), to adjust the luminous intensity and the emitted power at certain times, adapting the operation of the luminaire to the users' habits.

Technical specifications : Ref. 68130001

Number of leds										24
Power	W									58
Pre-programmed dimming										Yes
Control interface										1-10V
Optic type options		P	T2	T3	ME	APZ	SCL	T4		
Lens type		PC lens	PC lens	PC lens	PC lens	PC lens	PC lens	PC lens		
Color temperature options		2200K		2700K		3000K		4000K		PC Amber
Luminous flux	lm	6960		7540		7830		8700		3596
Lighting efficiency	lm/W	120		130		135		150		62
LED current	mA	375		375		375		375		750
Duration	h					100000				
Working life						L90B10				
Constant light output (CLO)						No				
Standard Deviation Colour Matching (SDCM)						< 3				
Color rendering index (CRI)						70				
CE Mark						Yes				
ENEC Certificate						Yes				
Protection Class IEC						Class II				
EU RoHS Compliant						Yes				
IK Rating (light module)						10				
IK Rating (whole luminaire)						10				
IP Rating (light module)						68				
IP Rating (whole luminaire)						66				
Colour						Aluminium				
Material						Aluminium				
Material cover						Without cover				
Fixation Material						Aluminium				
Mounting method						Post top/side entry				
Surface facing the wind	m ²					0.084				
Number of LED modules						2				
Minimum power factor						0.9500				
Lighting source type						LED				
Replaceable light source						Yes				
Cable						Yes				
Power consumption tolerance	%					5				
Lighting flux tolerance	%					8				
Electric connection						3-pole waterproof connector				
Inrush current	A					54				
Input voltage Max	Vac					240				
Input voltage Min	Vac					220				
Mains frequency						50 Hz				
Max. Operating temperature	°C					40				
Min. Operating temperature	°C					-35				