



AtmosLED Luminaire N-Series 48LED 108W

Luminaires for intercity roads and diverse outdoor areas

Highly versatile road luminaire adaptable to any outdoor environment, built in extruded anodised aluminium specially designed for perfect thermal management, optimised service life and resistance to aggressive environments. Designed to increase energy savings and reduce maintenance costs thanks to its high efficiency and durability.

AtmosLED offers multiple options in terms of power, number of LEDs and optics. In this way, these luminaires are suitable for a wide range of locations, being ideal both in areas that require a large amount of homogeneously distributed light and in areas with greater restrictions, regarding both in terms of light intensity and light projection.

The N series offers maximum flexibility by adding dimming connectors under ANSI C136.41 NEMA standard, which allows a plug&play connection to remote management nodes and thus provides the ability to connect to IoT infrastructures. Furthermore, this open interface allows the N Series to be connected to any remote management system, combining the possibilities of full integration with additional sensorisation. Thus, our luminaires can be perfectly integrated into any Smart City project

Ref.	68350000
------	----------

EAN13

8424450307793

Other features

Number of LEDs	48
Lighting control	Remote control
Power	108.00 W

Packaging info

Box	1 pcs.
------------	--------

Physical data

Net weight	5,800.00 g
Gross weight	6,800.00 g
Width	384.00 mm
Height	338.00 mm
Depth	105.00 mm
Main product weight	5,800.00 g

Highlights

- **Durability and resistance:** compact extruded and anodised aluminium structure, corrosion resistant even in the most aggressive environments
- **High versatility:** AtmosLED adapts to all types of contexts and situations
- **100% electrical safety:** class II with no need for grounding and SELV certification
- **Energy saving:** long lifetime without the need for maintenance, which increases the savings compared to other technologies, achieving savings of up to 80%
- **Supports the quality of the night sky:** in accordance with the IAC (Instituto de Astrofísica de Canarias) requirements, the luminaire is suitable for areas of special protection from light pollution (flux emission to the upper hemisphere < 0.1%)
- **100% made in Televés:** technology designed and manufactured in our cutting-edge facilities, guaranteeing total control, with demanding quality monitoring, over each of the production phases

Discover

Our ranges of luminaires encompass a wide range of powers and number of LEDs, in addition to being

customizable in the types of lighting control, colour temperatures, optics and their light distribution, and finishes. **A product can be configured according to these parameters, and ordered by its numerical or logical reference**, as follows:

Selecting the luminaire by the numerical reference:

This is a numerical code made up of 14 digits:

- The first 6 digits represent a code that depends on the Series of the luminaire, the number of LEDs and the power
- The next 8 digits allow you to choose the configurable parameters of the luminaire: lighting control, colour temperature, type of optics and finish

Series		Dimming		Colour Temperature		Optics		Finish	
631703	<i>Urban Alameda E 24LED 53W</i>	00	<i>No Dimming</i>	18	<i>PC Amber</i>	02	<i>SP</i>	02	<i>Black</i>
631713	<i>Urban Alameda E 24LED 39W</i>	01	<i>Dimming</i>	22	<i>2200K</i>	11	<i>D90</i>	xx	<i>Custom</i>
				27	<i>2700K</i>	17	<i>T2-C90</i>		
				30	<i>3000K</i>	18	<i>T3-B90</i>		
				40	<i>4000K</i>				

Selecting the luminaire by logical reference:

This is an alphanumeric code composed of an unlimited number of characters, describing the luminaire's characteristics using logical abbreviations, to facilitate its interpretation. It is divided into 2 groups of characters, separated by a hyphen:

- The first group specifies: the luminaire series, the number of LEDs, the colour temperature, and the lighting control
- The second group specifies: the type of optics, the finish and the power

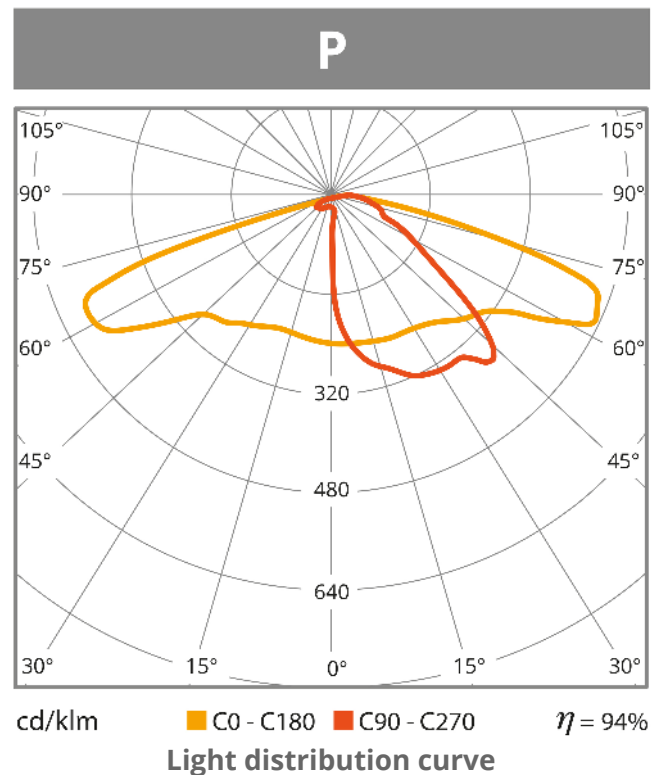
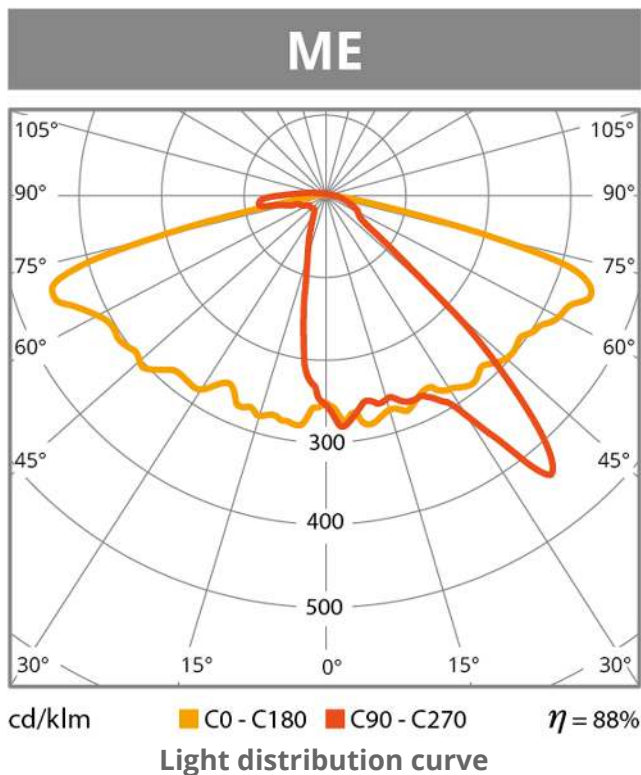
An example of a logical reference: UA2418D-D90BL53

- **UA** – *Urban Alameda*
- **24** – *24 LEDs*
- **18** – *Colour Temperature: PC Amber*
- **D** – *Dimming included*

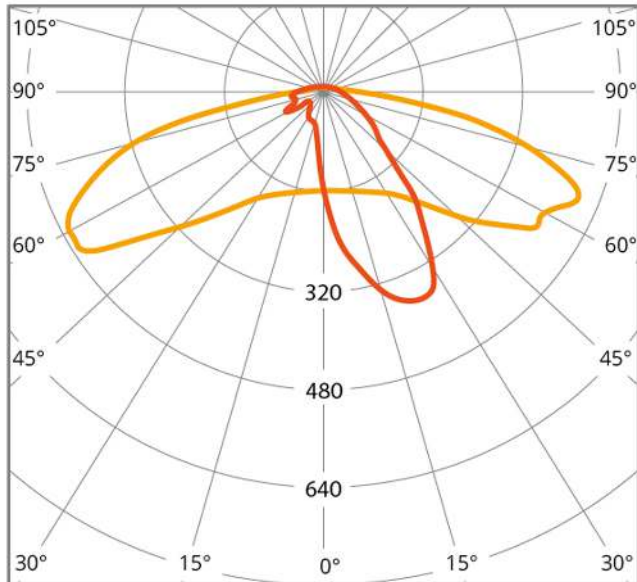
- **D90** – D90 Optics
- **BL** – Black colour
- **53** – 53W Power

Range & LED number		Colour Temperature		Dimming		Optics	Finish		Power	
UA24	<i>Urban Alameda E 24LED</i>	18	<i>PC Amber</i>	(∅)	<i>No Dimming</i>	SP	BL	<i>Black</i>	53	<i>53W</i>
		22	<i>2200K</i>	D	<i>Dimming</i>	D90	xx	<i>Custom</i>	39	<i>39W</i>
		27	<i>2700K</i>							
		30	<i>3000K</i>							
		40	<i>4000K</i>							
						T2-C90				
						T3-B90				

Graphic documentation



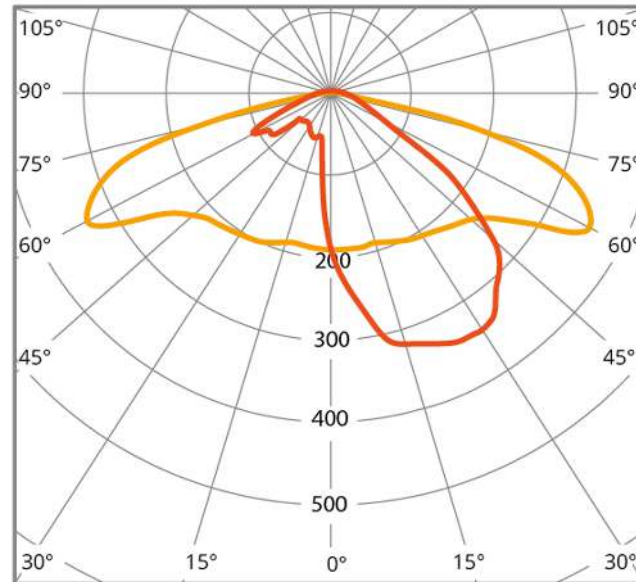
T2



cd/klm ■ C0 - C180 ■ C90 - C270 $\eta = 90\%$

Light distribution curve

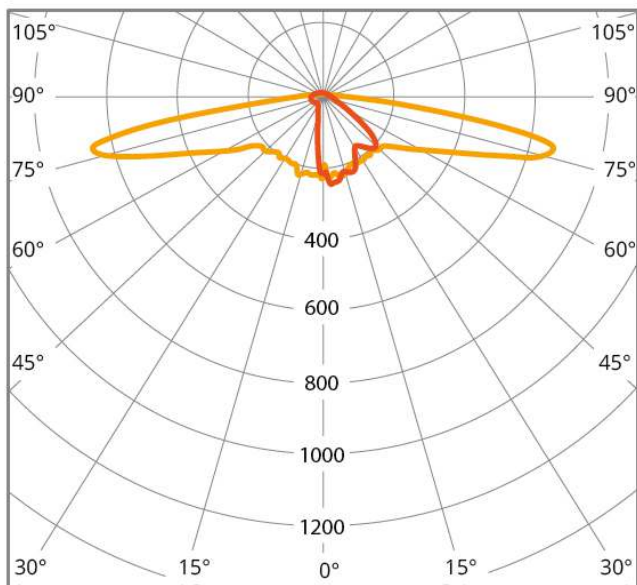
T3



cd/klm ■ C0 - C180 ■ C90 - C270 $\eta = 92\%$

Light distribution curve

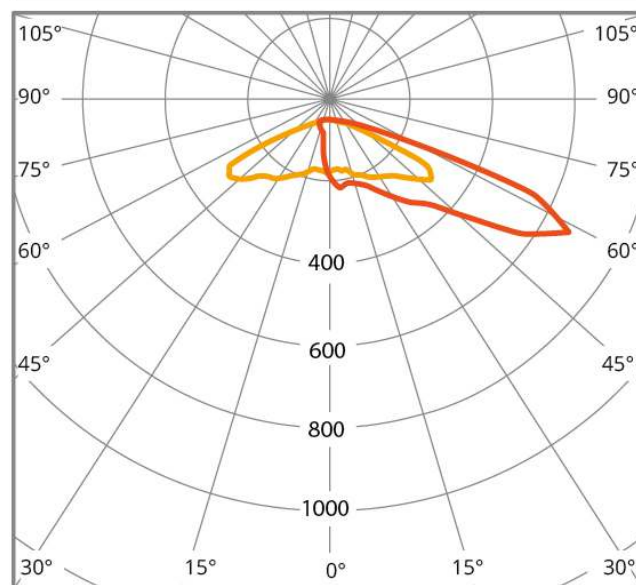
SCL



cd/klm ■ C0 - C180 ■ C90 - C270 $\eta = 86\%$

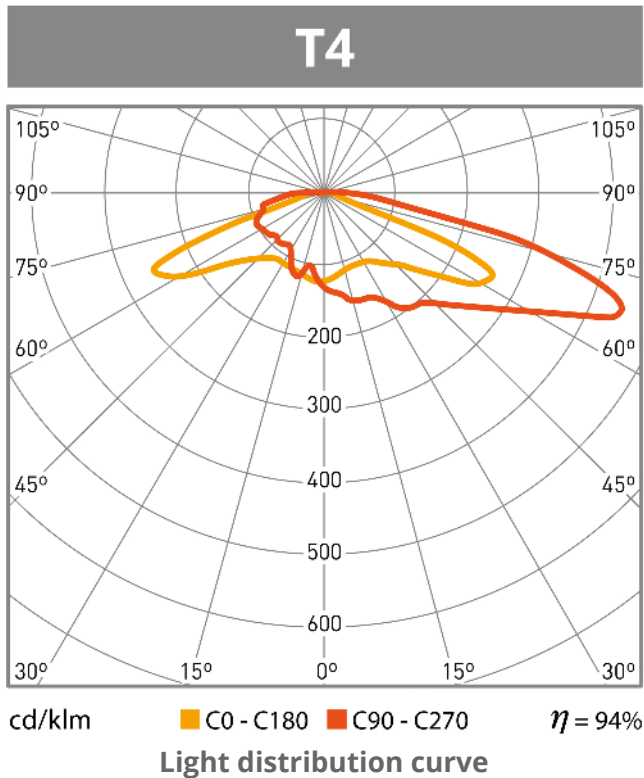
Light distribution curve

APZ



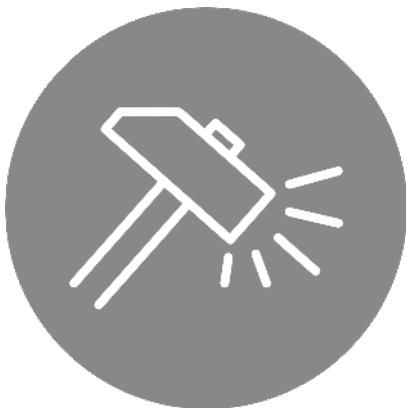
cd/klm ■ C0 - C180 ■ C90 - C270 $\eta = 96\%$

Light distribution curve



Features

Resistance and durability



The AtmosLED luminaire consists of an extruded and anodised aluminium body that increases its hardness, obtaining an IK10 degree of protection against physical impact. The side covers are made of injected lacquered aluminium and all the screws are made of stainless steel, making it highly resistant to corrosion and guaranteeing its durability.

A luminaire for all situations



The AtmosLED range is presented as a highly versatile lighting solution that adapts to all types of roadways. There are multiple options of power and number of LEDs, as well as different placement possibilities, so AtmosLED manages to adapt to each of the needs of the environment.

Its aesthetics combine simplicity with functionality, making it ideal for use in urban areas (streets, avenues, squares...), traffic areas (motorways, expressways, roads...) and various outdoor areas (shopping centres, industrial areas, parkings...).

Flawless thermal management



The structure of the AtmosLED luminaire consists of an extruded aluminium enclosure with dissipation curves that form part of the profile itself and are located in a ventilated cavity. There are two independent zones, a watertight cavity (IP67) in which the equipment and electrical connections are located and a ventilated cavity that acts as a heat sink, preventing heat transfer between the two points. The thermal protection of the electronics maximises the useful life of the luminaire (L90B10 > 100,000h at 25°C) and improves its efficiency (up to 160 lm/W).

Convenient installation



The compact and slim design of the luminaire makes it easy to handle during the installation process, reducing assembly times.

Complete watertightness



The AtmosLED series has an IP66 degree of watertightness on the complete luminaire. This guarantees absolute protection of every electronic component and internal element against the ingress of solid particles and liquids.

In addition, it has a pressure compensating device which prevents the possible absorption of dust and humidity due to differences in pressure between the inside and outside of the luminaire.

In the same way, the connections of the AtmosLED luminaires provide watertightness and electrical safety at all times, thanks to the use of M16 stuffing glands that ensure an IP67 degree in the watertight cavity of the equipment and an IP68 degree in the external connectors.

Maximum security



The AtmosLED luminaire has the highest levels of electrical protection: its Class II guarantees safety without the need for grounding thanks to the double isolation of the components.

Furthermore, the SELV certificate provides an output voltage of less than 60V, minimising the risk of electrocution in the case of system failure. In addition, its driver, optical group and IP67 connections offer integral protection to all optical and electronic elements against water and dust ingress, eliminating any effect caused by external agents.

A world of possibilities



Each situation requires specific lighting features, that's why our luminaires offer multiple alternatives to meet the needs of each context:

- A wide selection of highly homogeneous colour temperatures (SDCM<3): PC Amber, 2,200, 2,700, 3,000 and 4,000°K
- 7 different types of optics are available to achieve lighting adapted to any environment: P, ME, T2, T3, T4, APZ and SCL
- Variety of finishes in any colour of the RAL range
- CRI>70 and available on request CRI>80 and CRI>90


And if you don't find what you are looking for, we have even more options available on request. We are pleased to study your project in a tailored, non-binding way. Contact us, and we will help you choose the perfect lighting.

Design and manufacture 100% made in Televes



Our edge facilities include all the means for the creation of this luminaire, from start to finish. This involves everything from electronic and mechanical design, through advanced simulation processes, to the manufacture of the circuits, plates and all the chassis elements, through meticulous construction processes and assembly on robotic lines. A proprietary design and manufacturing process also offers other benefits, such as quality verification at every point of development.

Control and connectivity



N series incorporates drivers with 1-10V communication protocol, allowing luminous flux regulation between 1 and 100% by varying the voltage of the input signal from 1 to 10V. Luminaires of this series include the ANSI C136.41 NEMA standard socket that allows Plug&Play connection with remote management nodes and the integration of several sensors (presence, twilight, noise, air quality...).

