



## Villa Lamp E4-Series 24LED 60W

Classic luminaires with great historical and decorative value using the most modern LED technology

Classic ornamental luminaire, combining a timeless design and high personality with the most modern and efficient lighting technologies.

Villa is a classic lamp, originating in Madrid in the 19th century, which can be found today in a wide variety of cities and villages, illuminating everything from emblematic settings to small traditional squares.

Its design offers the opportunity to preserve the historical heritage, while obtaining a better lighting, responsible and adapted to the environment.

The luminaire is suitable for historic and urban spaces as well as residential streets, squares or parks.

Villa Lamp is made of die-cast aluminum alloy, which provides lightweight and facilitates its installation of the luminaire. In addition, the lamp maintenance can be performed quickly with no tools, the upper body is hinged allowing easy access to the driver and the LED module. There is an option of incorporating opal or transparent polycarbonate diffusers for improved visual comfort.

Villa Lamp offers the possibility of including a customized and pre-programmed dimming profile, with several levels and up to 5 steps (available in the references with dimming). This makes possible to regulate the luminous intensity and the power emitted in certain time slots, adapting the

operation of the lighting according to the user's habits.

Additionally, the E4 series allows DALI2 dimming options, CLO (Constant Lumen Output) and communication via NFC, expanding the possibilities of adaptation to different contexts. With flexible lighting, adapted to each situation, maximum levels of efficiency can be achieved.

---

<b>Ref.</b>	63174100
<b>EAN13</b>	8424450307137

---

## Other features

---

<b>Number of LEDs</b>	24
<b>Lighting control</b>	Programmable
<b>Power</b>	60.00 W

---

## Packaging info

---

<b>Box</b>	1 pcs.
------------	--------

---

## Physical data

---

<b>Net weight</b>	7,230.00 g
<b>Gross weight</b>	10,030.00 g
<b>Width</b>	400.00 mm
<b>Height</b>	730.00 mm
<b>Depth</b>	400.00 mm
<b>Main product weight</b>	7,230.00 g

---

## Highlights

---

- **Classic design:** allows integration in streets or squares of historical value, where it is necessary to replace an ornamental lamp
- **100% electrical safety:** class II with no need for grounding and SELV certified
- **Energy saving:** long maintenance-free service life, which increases savings compared to other technologies, achieving savings of up to 80%
- **Flawless thermal management:** passive cooling system of the light source, by means of high

quality thermopolymer heat sinks stabilised against UV radiation

- **Supports the quality of the night sky:** in accordance with the requirements of the IAC (Instituto de Astrofísica de Canarias), the luminaire is suitable for areas of special protection against light pollution (flux emission to the upper hemisphere < 0.1%)
- **IP68 connector - PLUG AND PLAY:** supplied with a tubular IP68 connector for quick and safe installation of the lighting
- **Outdoors designed:** Driver, optical group and IP67 connections offer integral protection to all optical and electronic elements against water and dust
- **Quality guarantee:** technology designed and manufactured in our state-of-the-art facilities, in collaboration with national and local suppliers, guaranteeing total control, with precise traceability and rigorous verification of all processes

## Discover

Our ranges of luminaires encompass a wide range of powers and number of LEDs, in addition to being customizable in the types of lighting control, colour temperatures, optics and their light distribution, and finishes. **A product can be configured according to these parameters, and ordered by its numerical or logical reference**, as follows:

### Selecting the luminaire by the numerical reference:

This is a numerical code made up of 14 digits:

- The first 6 digits represent a code that depends on the Series of the luminaire, the number of LEDs and the power
- The next 8 digits allow you to choose the configurable parameters of the luminaire: lighting control, colour temperature, type of optics and finish

Series		Dimming		Colour Temperature		Optics		Finish			
<b>631703</b>	<i>Urban Alameda E 24LED 53W</i>	<b>00</b>	<i>No Dimming</i>	<b>18</b>	<i>PC Amber</i>	<b>02</b>	<i>SP</i>	<b>02</b>	<i>Black</i>		
<b>631713</b>	<i>Urban Alameda E 24LED 39W</i>	<b>01</b>	<i>Dimming</i>	<b>22</b>	<i>2200K</i>	<b>11</b>	<i>D90</i>	<b>xx</b>	<i>Custom</i>		
				<b>27</b>	<i>2700K</i>					<b>17</b>	<i>T2-C90</i>
				<b>30</b>	<i>3000K</i>					<b>18</b>	<i>T3-B90</i>

## Selecting the luminaire by logical reference:

This is an alphanumeric code composed of an unlimited number of characters, describing the luminaire's characteristics using logical abbreviations, to facilitate its interpretation. It is divided into 2 groups of characters, separated by a hyphen:

- The first group specifies: the luminaire series, the number of LEDs, the colour temperature, and the lighting control
- The second group specifies: the type of optics, the finish and the power

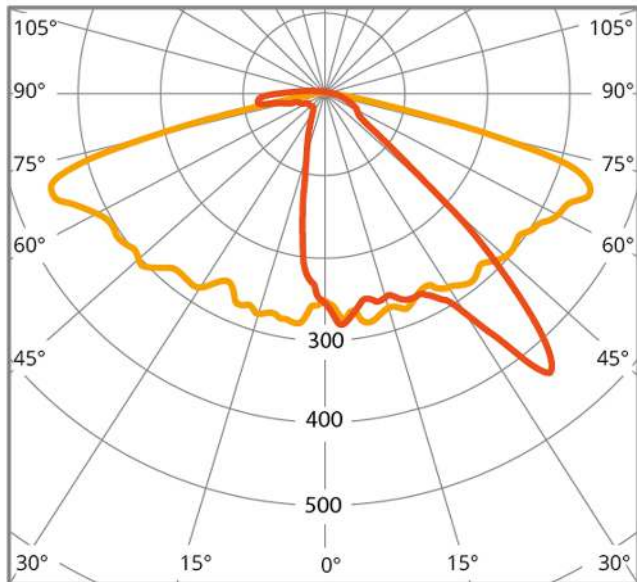
An example of a logical reference: UA2418D-D90BL53

- **UA** – Urban Alameda
- **24** – 24 LEDs
- **18** – Colour Temperature: PC Amber
- **D** – Dimming included
- **D90** – D90 Optics
- **BL** – Black colour
- **53** – 53W Power

Range & LED number		Colour Temperature		Dimming		Optics	Finish		Power	
<b>UA24</b>	Urban Alameda E 24LED	<b>18</b>	PC Amber	(ø)	No Dimming	<b>SP</b>	<b>BL</b>	Black	<b>53</b>	53W
		<b>22</b>	2200K	<b>D</b>	Dimming	<b>D90</b>	<b>xx</b>	Custom	<b>39</b>	39W
		<b>27</b>	2700K			<b>T2-C90</b>				
		<b>30</b>	3000K			<b>T3-B90</b>				
		<b>40</b>	4000K							

## Graphic documentation

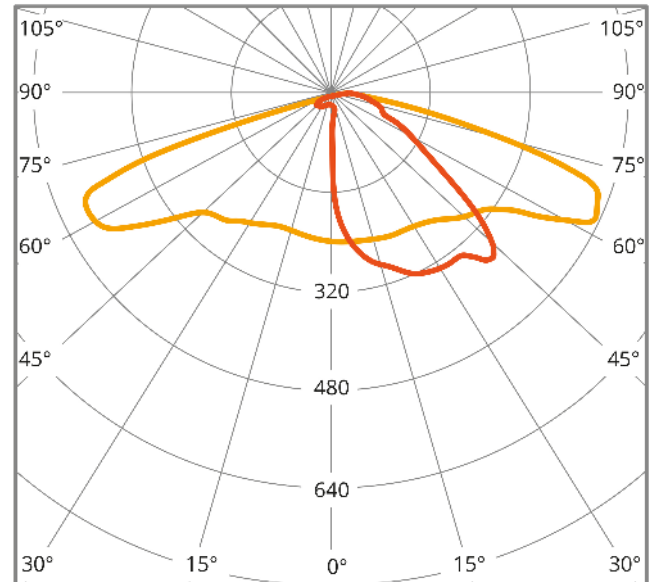
### ME



cd/klm    ■ C0 - C180    ■ C90 - C270     $\eta = 88\%$

Light distribution curve

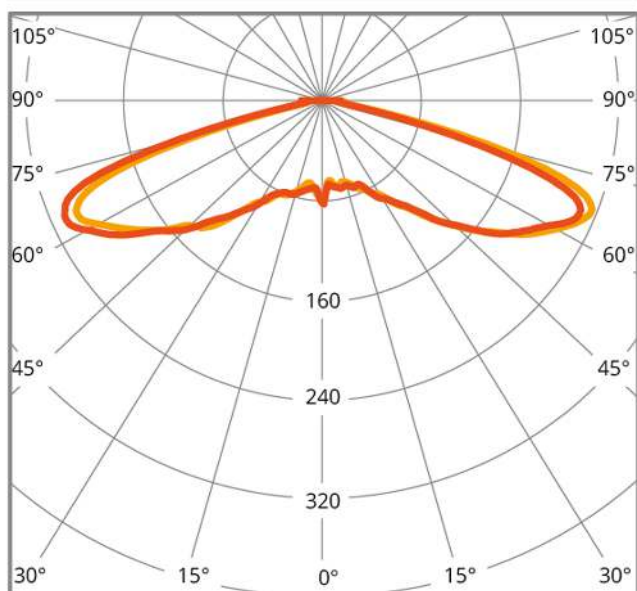
### P



cd/klm    ■ C0 - C180    ■ C90 - C270     $\eta = 94\%$

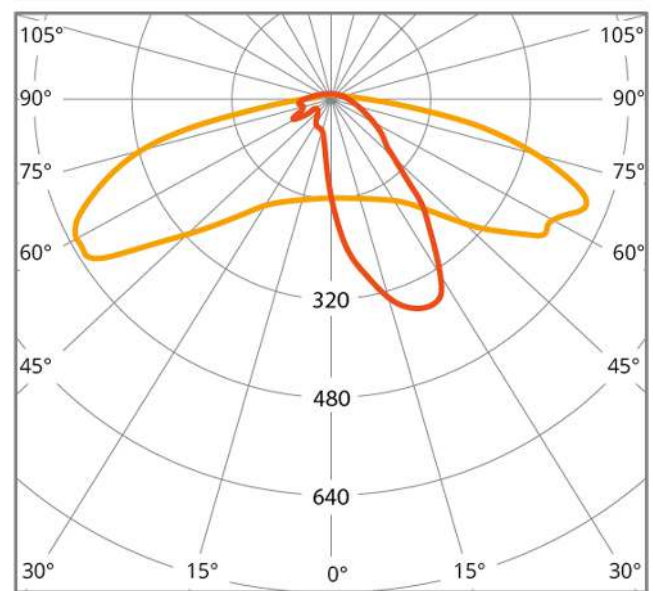
Light distribution curve

### SP



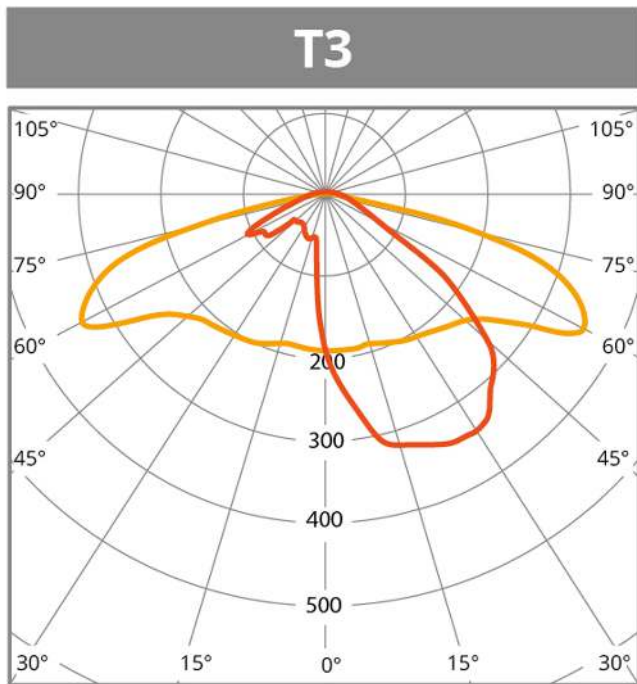
cd/klm    ■ C0 - C180    ■ C90 - C270     $\eta = 96\%$

### T2



cd/klm    ■ C0 - C180    ■ C90 - C270     $\eta = 90\%$

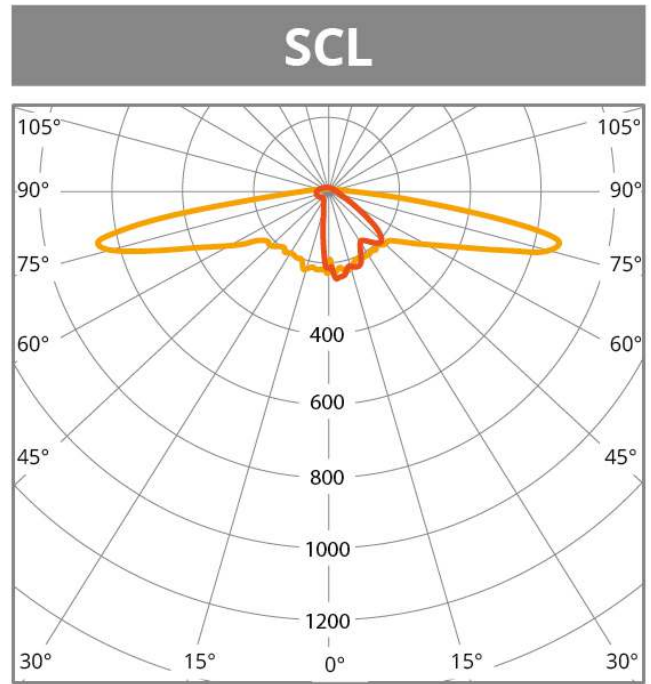
Light distribution curve



cd/klm    ■ C0 - C180    ■ C90 - C270     $\eta = 92\%$

Light distribution curve

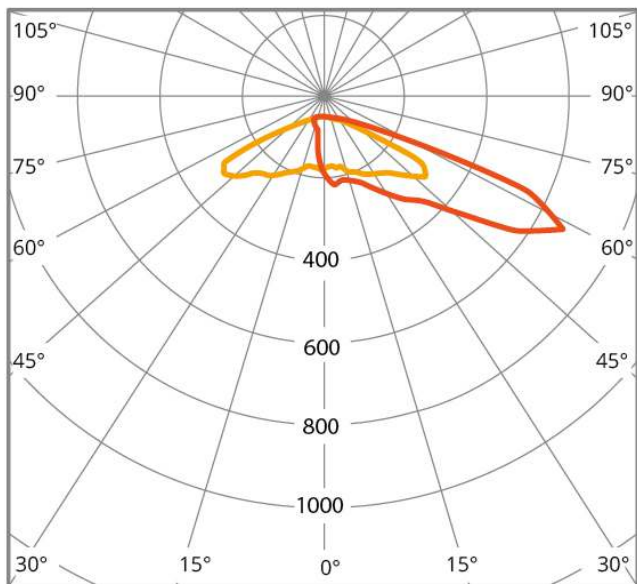
Light distribution curve



cd/klm    ■ C0 - C180    ■ C90 - C270     $\eta = 86\%$

Light distribution curve

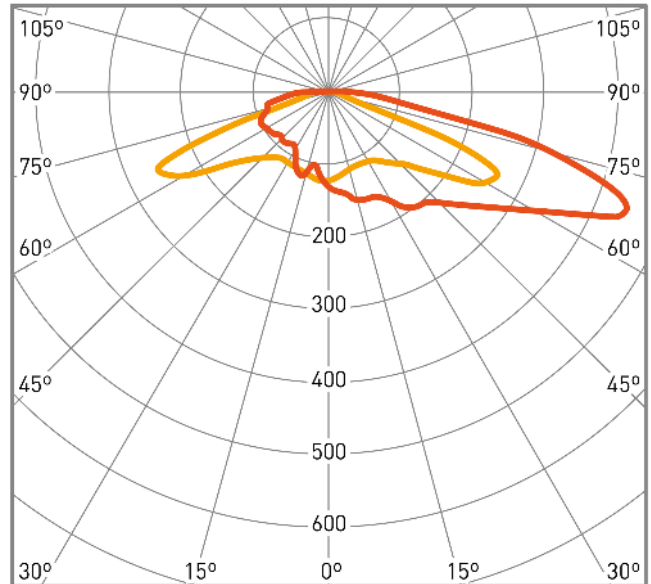
APZ



cd/klm    ■ C0 - C180    ■ C90 - C270     $\eta = 96\%$

Light distribution curve

T4



cd/klm    ■ C0 - C180    ■ C90 - C270     $\eta = 94\%$

Light distribution curve

## Features

---

### Balance between tradition and modernity



The Villa luminaire combines the latest LED technology with the decorative style of ornamental lamps, subtly integrating into historic and monumental areas. In this way, the advantages of LED technology, such as savings, efficiency and durability, are exploited while maintaining harmony with the environment and beautifying the streets.

### Maximum security



The lamp Villa has the highest levels of electrical protection: its Class II guarantees safety without the need for grounding thanks to the double isolation of the components. Furthermore, the SELV certificate provides an output voltage of less than 60V, minimising the risk of electrocution in the case of system failure. In addition, its driver, optical group and IP67 connections offer integral protection to all optical and electronic elements against water and dust ingress, eliminating any effect caused by external agents.

### Flawless thermal management



The lamp Villa has a passive cooling system for the light source. High thermal conductivity is guaranteed by the innovative, high-quality heatsinks made of thermopolymer of our own design, resulting in high temperature stability. The heatsink ensures thermal protection of the electronics maximising the lifetime of the LED module and improving its efficiency.

## A world of possibilities




Each situation requires specific lighting features, that's why our luminaires offer multiple alternatives to meet the needs of each context:

- A wide selection of highly homogeneous colour temperatures (SDCM<3): PC Amber, 2,200, 2,700, 3,000 and 4,000°K
- 8 different types of optics are available to achieve lighting adapted to any environment: P, SP, ME, T2, T3, T4, APZ and SCL
- Variety of finishes in any colour of the RAL range
- CRI>70 and available on request CRI>0 and CRI>90

And if you don't find what you are looking for, we have even more options available on request. We are pleased to study your project in a tailored, non-binding way. Contact us, and we will help you choose the perfect lighting.

## Control and connectivity



This range is equipped with D4i (Digital Illumination Interface Alliance) certified drivers, which have the ability to store luminaire data. At the same time, D4i defines how to feed from the driver to other DALI2 devices connected through the bus, simplifying communication with sensors.

In addition, E4 Series offers dimming options such as DALI2 and CLO, and schedules and lighting curves can be programmed via NFC.

## Televes quality guarantee





Our cutting-edge facilities are equipped with all the means to guarantee a quality and reliable luminaire, highlighting precise traceability and rigorous verification of all processes. This is possible thanks to an advanced methodology of product design under simulation and in-house manufacturing on robotised lines, in collaboration with national and local providers.

