



LED Retrofit Q Module E4-Series 24LED 40W

Renovation to LED technology in square format, while preserving the original structure of the luminaire

Retrofit is the direct replacement of old lighting technologies with more modern and efficient ones, using the previous installations. The Retrofit Q module combines an LED board with an optics, a driver, a surge protector and a support. In the Retrofit Q the LEDs are arranged in a 2x2 square format, concentrating more LEDs in less space. This makes it possible to install it in luminaires with small luminaire structures. This square distribution of the LEDs also helps to reduce glare and unwanted shadows. In addition, it includes tempered glass that protects the optical group from impacts, ensuring great durability. The Retrofit Q is available in different combinations of number of LEDs, power, optics or colour temperatures, to adapt to the installation in any possible scenario.

It is an eco-friendly solution that boosts the circular economy, limiting the generation of waste by using existing structures. Moreover, thanks to the low consumption of LED technology and its excellent durability, it optimizes energy savings and improves the profitability of the lighting network. The use of Retrofit Q modules is especially interesting in areas of high architectural value, such as tourist and heritage areas, which are characterized by unique design luminaires that are difficult to replace.

The Retrofit Q of the E4 series has D4i (Digital

Illumination Interface Alliance) certified drivers, programmable and adjustable in several levels and up to 5 steps. This makes it possible to regulate the luminous intensity and the power emitted according to pre-programmed schedules, adapting the lighting to the real needs and habits of the users. The E4 series also includes the DALI2 communication protocol, CLO (Constant Lumen Output) and NFC, extending adaptability to different use cases. Thanks to flexible lighting, adapted to each situation, maximum efficiency levels can be achieved while enhancing the user experience.

Ref.	63153100
EAN13	8424450300206

Other features

Number of LEDs	24
Lighting control	Programmable
Power	40.00 W

Packaging info

Box	1 pcs.
------------	--------

Physical data

Net weight	3,372.00 g
Gross weight	4,288.00 g
Width	338.00 mm
Height	337.00 mm
Depth	104.00 mm
Main product weight	3,372.00 g

Highlights

- **It allows the renovation of selected luminaire technology with exclusive designs, preserving the architectural style of the environment:** adaptable to different sizes and with

the possibility to adjust the base plate to size

- **Benefits from the latest advances in LED technology by reducing the initial investment**
- **Energy saving:** long maintenance-free service life, which increases savings compared to other technologies, achieving savings of up to 80%
- **Guarantees total safety regardless of the state of the installation:** certified as an independent LED module
- **Includes a built-in surge protection device up to 20kV** to prevent damage caused from atmospheric electrical discharges
- **Commitment to responsible lighting:** reduction of the flux emitted to the upper hemisphere
- **Amber lenses available for PC Amber colour temperature with superior efficiency:** blue radiation-free lighting, compatible with Starlight Zones
- **Flawless thermal management:** passive cooling system of the light source, by means of high quality thermopolymer heat sinks stabilised against UV radiation
- **IP68 connector - PLUG AND PLAY:** supplied with a tubular IP68 connector for quick and safe installation of the lighting
- **Driver, optical group and IP68 connections:** offers integral protection to all optical and electronic elements against water and dust
- **100% made in Televes:** technology designed and manufactured in our cutting edge facilities, guaranteeing total control, with demanding quality monitoring, over each of the production phases

Discover

Our ranges of luminaires encompass a wide range of powers and number of LEDs, in addition to being customizable in the types of lighting control, colour temperatures, optics and their light distribution, and finishes. **A product can be configured according to these parameters, and ordered by its numerical or logical reference**, as follows:

Selecting the luminaire by the numerical reference:

This is a numerical code made up of 14 digits:

- The first 6 digits represent a code that depends on the Series of the luminaire, the number of

LEDs and the power

- The next 8 digits allow you to choose the configurable parameters of the luminaire: lighting control, colour temperature, type of optics and finish

Series		Dimming		Colour Temperature		Optics		Finish	
631703	<i>Urban Alameda E 24LED 53W</i>	00	<i>No Dimming</i>	18	<i>PC Amber</i>	02	<i>SP</i>	02	<i>Black</i>
631713	<i>Urban Alameda E 24LED 39W</i>	01	<i>Dimming</i>	22	<i>2200K</i>	11	<i>D90</i>	xx	<i>Custom</i>
				27	<i>2700K</i>	17	<i>T2-C90</i>		
				30	<i>3000K</i>	18	<i>T3-B90</i>		
				40	<i>4000K</i>				

Selecting the luminaire by logical reference:

This is an alphanumeric code composed of an unlimited number of characters, describing the luminaire's characteristics using logical abbreviations, to facilitate its interpretation. It is divided into 2 groups of characters, separated by a hyphen:

- The first group specifies: the luminaire series, the number of LEDs, the colour temperature, and the lighting control
- The second group specifies: the type of optics, the finish and the power

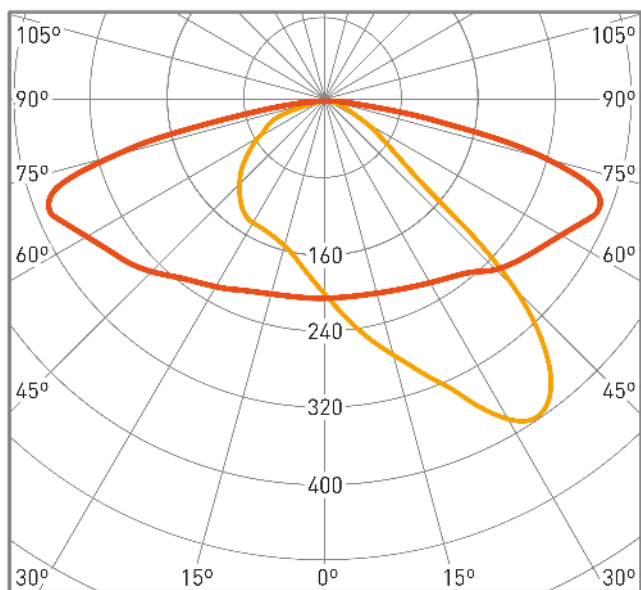
An example of a logical reference: UA2418D-D90BL53

- **UA** – *Urban Alameda*
- **24** – *24 LEDs*
- **18** – *Colour Temperature: PC Amber*
- **D** – *Dimming included*
- **D90** – *D90 Optics*
- **BL** – *Black colour*
- **53** – *53W Power*

Range & LED number		Colour Temperature		Dimming		Optics	Finish		Power		
UA24	<i>Urban Alameda E 24LED</i>	18	<i>PC Amber</i>	(\emptyset)	<i>No Dimming</i>	SP	BL	<i>Black</i>	53	<i>53W</i>	
		22	2200K	D	<i>Dimming</i>	D90	xx	<i>Custom</i>	39	<i>39W</i>	
		27	2700K								
		30	3000K								
		40	4000K								
						T2-C90					
						T3-B90					

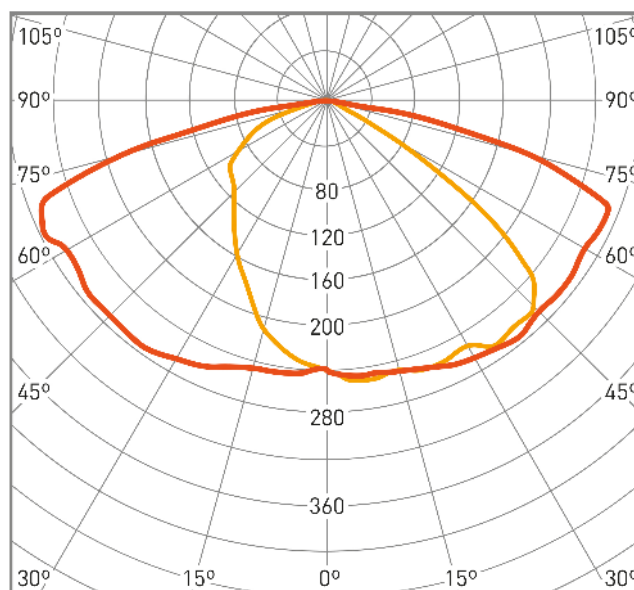
Graphic documentation

AS1



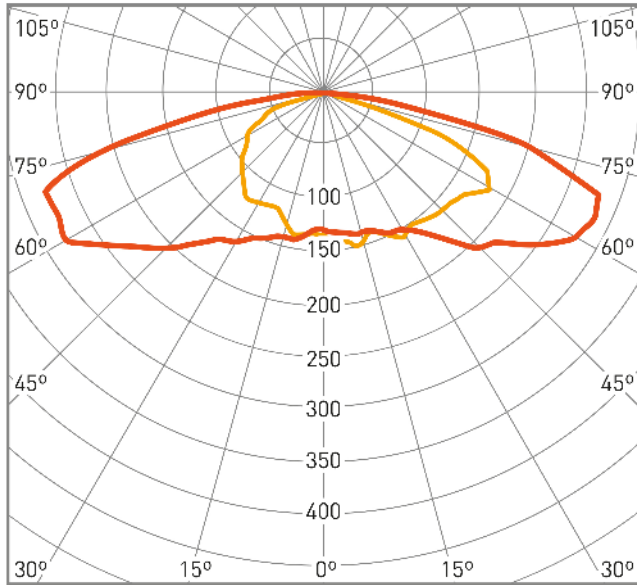
cd/klm ■ C0 - C180 ■ C90 - C270 $\eta = 100\%$
Light distribution curve

AS2



cd/klm ■ C0 - C180 ■ C90 - C270 $\eta = 93\%$
Light distribution curve

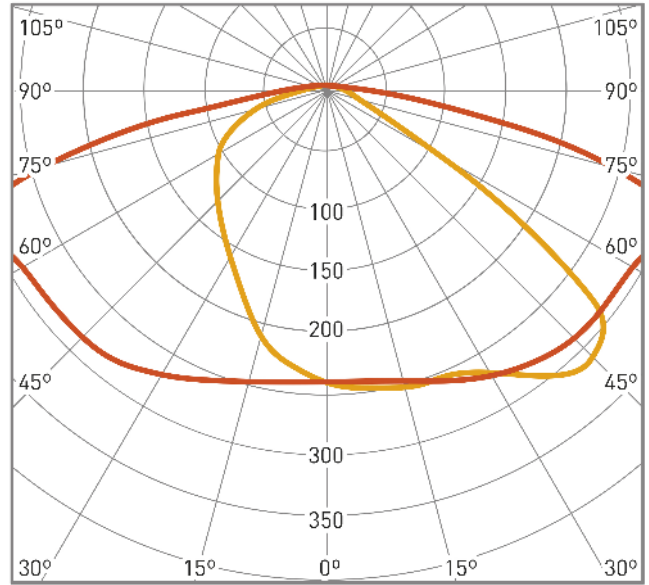
AS4



cd/klm ■ C0 - C180 ■ C90 - C270 $\eta = 85\%$

Light distribution curve

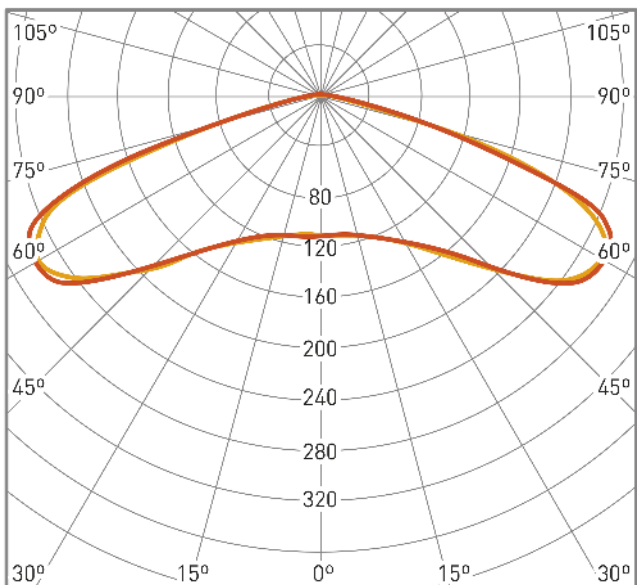
AS3



cd/klm ■ C0 - C180 ■ C90 - C270 $\eta = 100\%$

Light distribution curve

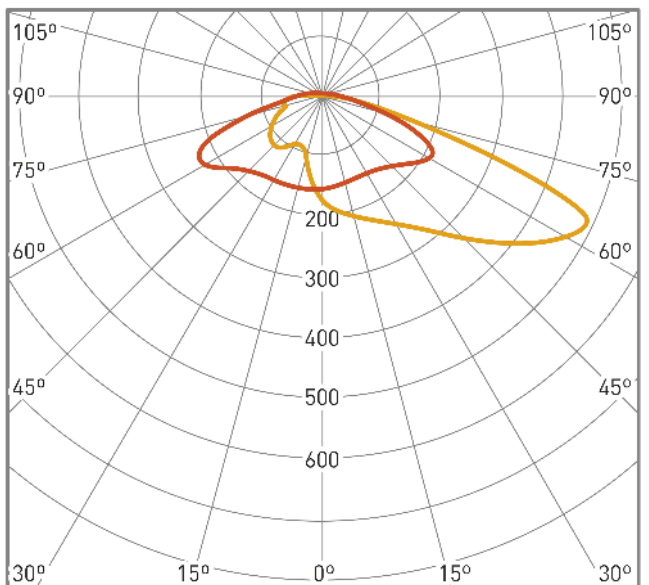
AS5



cd/klm ■ C0 - C180 ■ C90 - C270 $\eta = 100\%$

Light distribution curve

AS6



cd/klm ■ C0 - C180 ■ C90 - C270 $\eta = 100\%$

Light distribution curve

Features

Optimized design in square format



The 2x2 square distribution of the LEDs means that more LEDs can be placed in less space, thus making significant use of the surface area. This makes it possible to install the Retrofit Q module in luminaires with small structures.

Moreover, thanks to the square distribution of the LEDs, glare and the amount of unwanted shadows caused by the luminaire body are reduced, which is particularly useful in ornamental lamps.

Sustainable and eco-friendly lighting



In accordance with our commitment to a responsible lighting and the preservation of the night sky, the 1,850°K colour temperature is included, which is the warmest after PC Amber and has a superior efficiency with a blue light emission of less than 1%.

Furthermore, the Retrofit Q module can combine white LEDs with an amber lens, achieving the PC Amber colour with extra efficiency. The result is a warm illumination, without blue radiation, which can be used in specially protected zones, such as astronomical observation areas or protected natural areas.

Renovated technology while preserving heritage



The Retrofit Q module allows old lighting installations to be upgraded to the latest LED technology, making the best possible use of previous resources.

This is especially important in historic or monumental areas with old luminaires, and in certain architectural complexes with design or high-end luminaires. In both cases, Retrofit Q is an ideal option, as it can be very difficult or expensive to replace luminaires, and it is essential to preserve visual harmony while minimizing aesthetic impact and protecting cultural heritage.

Maximum security



The Retrofit module has the highest levels of electrical protection: the SELV certificate provides an output voltage of less than 60V, minimising the risk of electrocution in the case of system failure. In addition, its driver, optical group and IP68 connections offer integral protection to all optical and electronic elements against water and dust ingress, eliminating any effect caused by external agents. In addition, the module includes a surge protector up to 20kV, which provides extra protection against power surges caused by electrical storms.

Flawless thermal management




The Retrofit module has a passive cooling system for the light source. High thermal conductivity is guaranteed by the innovative, high-quality heatsinks made of thermopolymer of our own design, resulting in high temperature stability. The heatsink ensures thermal protection of the electronics, regardless of the geometry of the luminaire where it is installed, maximising the lifetime of the LED module and improving its efficiency.

Great return of investment



The use of existing structures, combined with the high efficiency of LED technology and its long service life, results in reduced costs and a quick return on the initial investment. In addition, it has a tempered glass that protects the LED module against impacts. The fixing screws are hidden under the plate, preventing contact with water and air and protecting them from rust. This extends the service life of the Retrofit Q, ensuring great durability of the luminaires.

Control and connectivity



This range is equipped with D4i (Digital Illumination Interface Alliance) certified drivers, which have the ability to store luminaire data. At the same time, D4i defines how to feed from the driver to other DALI2 devices connected through the bus, simplifying communication with sensors.

In addition, E4 Series offers dimming options such as DALI2 and CLO, and schedules and lighting curves can be programmed via NFC.

Design and manufacture 100% made in Televes



Our cutting-edge facilities include all the means for the creation of this luminaire, from start to finish. This involves everything from the electronic and mechanical design, using advanced simulation processes, to the manufacture of the circuits, boards and all the elements of the chassis, using meticulous construction processes and assembly on robotised lines. An in-house design and manufacturing process also offers other advantages, such as quality verification at every point of development.

A world of possibilities



Each situation requires specific lighting features, that's why our luminaires offer multiple alternatives to meet the needs of each context:

- A wide selection of highly homogeneous colour temperatures (SDCM<3): PC Amber, 1,850, 2,200, 2,700, 3,000, 4,000, 5,000 and 5,700°K
- 6 different types of optics are available to achieve lighting adapted to any environment: AS1, AS2, AS3, AS4, AS5, AS6
- CRI>70 and available on request CRI>80 and CRI>90

And if you don't find what you are looking for, we have even more options available on request. We are pleased to study your project in a tailored, non-binding way. Contact us, and we will help you choose the perfect lighting.

